

# Home Comfort



**primacare**



# Welcome to Primacare

We are a dynamic and well established bespoke and specialist seating company , with a reputation for providing innovative and extensive expertise within the home comfort and healthcare marketplace.

Our vibrant and proactive Research and Development team enjoy designing chairs with input from healthcare professionals to make you a chair that is not only very comfortable but exactly fits your needs.

Over the last 15 years we have made in excess of 100,000 chairs and complementary furniture in our factories in Wales, using a broad range of mechanisms, fabrics, features and accessories.

## Contents

6 steps to select a chair	4
The correct size for you	6
Standard features	7
Chair Styles	8
Riser Recliner Mechanisms	36
Foams and Fillings	38
Fabrics	40
Accessories	42
Quick Delivery Chairs	44
Specialist chairs	46

**We love a challenge.**

**The answer's YES.  
Now, what was the question...**

**primacare**

# 6 steps to select your chair

**1**

Select the right size of chair

Please read the guidance on page 6 to help determine the right size of chair and provide enough information for us to be able to make the chair. Although all chairs can be made to bespoke dimensions we do offer 3 general sizes as follows

	Seat height	Seat width	Seat depth	Back height
Petite	16"	18"	18"	27"
Compact	18"	18"	18"	27"
Seat depth	19"	20"	20"	30"



**2**

Choose your chair style

Choose your chair style. Please choose from one of the styles of chair shown on pages 8 to 33. In addition to the chair styles shown there are many alternative back cushions available which are shown on pages 34 and 35

**3**

Decide on the rise recline mechanism

Decide on the rise/recline mechanism for your chair. These are shown on pages 36 and 37



**4**

Decide on the weight capacity

Decide on the weight capacity of the chair. We offer 20 stone, 25 stone, 35 stone, 40 stone and 50 stone options.



**5**

Select a lovely fabric

Select a lovely fabric. See pages 40 and 41 for information on fabric ranges



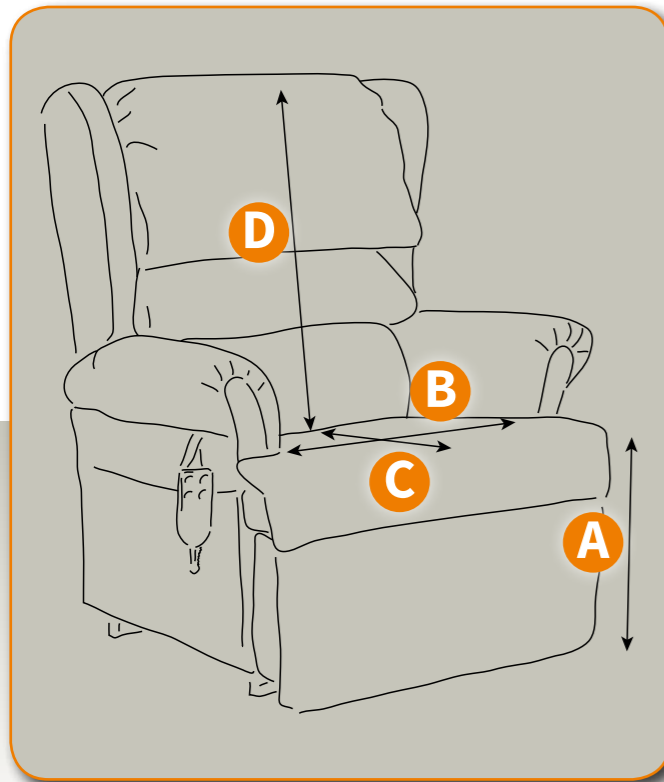
**6**

Choose your accessories

Choose your accessories. Pages 42 and 43 show some of the extra cushions, armcaps, massage systems and other options available on our chairs.



# The correct size for you



## A Seat height

Measure from the floor to the top of the uncompressed seat cushion at the front of the chair.

*For guidance:* when sitting in the chair the top of the leg should be horizontal with your feet solidly on the floor.

## B Seat width

The chair seat width should be at least one inch either side of your widest point, usually near the pelvis.

*For guidance:* do not specify a chair with large gaps either side of you as this will create a tendency to lean to one side or the other, creating extra stress on your spine.

## C Seat depth

The seat depth is measured from the front of the chair to the uncompressed lumbar back cushion.

*For guidance:* there should be good resistance between your back and the back cushion (probably at least 2" compression of the back cushion) and also the back of your calves should not be touching the front of the seat cushion and leg rest area.

## D Back height

The back height is measured from the seat to the top of the back cushion.

*For guidance:* it is important that the head is supported in a relaxed position so the top of the cushion is usually as tall as the person sitting in the chair.

# Standard features



All electrically operated chairs and sofas are supplied with emergency recovery battery back up in case of power failure.

Stress free comfortable recline positions and excellent high standing positions when you need that extra assistance.

Our chairs are made with very strong mechanisms and have a 5 year warranty on the metal action and motors

Choice of a wide range of fabrics including customers own fabric.

All electrical handsets are backlit and come with a standby button for safety. A quick release cable connector is also supplied in the pockets which allow the removal of the handset should the chair need to be totally isolated.

All chairs and sofas have a full length pocket for books and magazines and a loop for the handset. Pockets and loops can be specified right or left hand.

# Aberdare

The Aberdare has timeless elegance with the soft button back cushion giving excellent support and comfort.



#### Chair size range

Seat height	14 - 22"
Seat width	16 - 30"
Seat depth	16 - 22"
Overall chair width	Seat width plus 12"



Complementary Furniture  
The Aberdare is available as a 2 seater sofa, 3 seater sofa, static chair, fireside chair and footstool.

Facing page ►

Aberdare chair with single motor tilt in space mechanism, standard size in Montana plain oatmeal fabric (range B)





# Brecon

Our most popular style with the waterfall back cushions giving adjustable refined comfort

*Chair size range*

Seat height	14 - 22"
Seat width	16 - 30"
Seat depth	16 - 22"
Overall chair width	Seat width plus 12"



Complementary Furniture  
The Brecon is available as a 2 seater sofa, 3 seater sofa, static chair, fireside chair and footstool.

◀ Facing page

Brecon chair with single motor tilt in space mechanism, standard size in Montana floral oatmeal fabric (range B)

# Conway

A very comfortable and supportive button back is complemented with stylish wooden knuckles for extra support when rising.

*Chair size range*

Seat height	14 - 22"
Seat width	16 - 30"
Seat depth	16 - 22"
Overall chair width	Seat width plus 12"



Complementary Furniture  
The Conway is available as a 2 seater sofa, 3 seater sofa, static chair, fireside chair and footstool.

*Facing page* ▶

Conway Dual motor tilt in space mechanism, standard size in Cromwell herringbone stone fabric (range B)





# Denbigh

The waterfall back cushions make this a very comfortable chair with the added security of stylish wooden knuckles.

*Chair size range*

Seat height	14 - 22"
Seat width	16 - 30"
Seat depth	16 - 22"
Overall chair width	Seat width plus 12"



Complementary Furniture  
The Denbigh is available as a 2 seater sofa, 3 seater sofa, static chair, fireside chair and footstool.



# Hardwick

This design combines the luxurious comfort of the waterfall back cushions with the stylish piped round arm.

### Chair size range

Seat height	14 - 22"
Seat width	16 - 30"
Seat depth	16 - 22"
Overall chair width	Seat width plus 14"




Complementary Furniture  
The Hardwick is available as a 2 seater sofa, 3 seater sofa, static chair, fireside chair and footstool.



### Facing page ▶

Hardwick single motor tilt in space mechanism, standard size chair in Holland Park herringbone pewter fabric (range B)





# Harlech

The supportive and soft button back with the stylish piped round arm design

*Chair size range*

Seat height	14 - 22"
Seat width	16 - 30"
Seat depth	16 - 22"
Overall chair width	Seat width plus 14"



Complementary Furniture  
The Harlech is available as a 2 seater sofa, 3 seater sofa, static chair, fireside chair and footstool.

◀ Facing page

Harlech single motor tilt in space mechanism, standard size chair in Holland Park lattice marble fabric (range B)

# Pershore

Traditional styling make this a popular, comfortable design.



#### Chair size range

Seat height	14 - 22"
Seat width	16 - 30"
Seat depth	16 - 22"
Overall chair width	Seat width plus 14"

Complementary Furniture  
The Pershore is available as a 2 seater sofa, 3 seater sofa, static chair, fireside chair and footstool.

Facing page ►

Pershore wallhugger rise and recline chair in Kendal leaf honey fabric (range B)



# Malvern

Half scroll arms and a wide soft back give this modern style extra comfort

*Chair size range*

Seat height	14 - 22"
Seat width	16 - 30"
Seat depth	16 - 22"
Overall chair width	Seat width plus 11"



Complementary Furniture  
The Malvern is available as a 2 seater sofa, 3 seater sofa, static chair, fireside chair and footstool.

# Milan

Modern styling with twin needle stitching for that extra bit of class

*Chair size range*

Seat height	14 - 22"
Seat width	16 - 30"
Seat depth	16 - 22"
Overall chair width	Seat width plus 8"



Complementary Furniture  
Milan is available as a 2 seater sofa, 3 seater sofa, static chair and footstool.



# Modena

A unique modern chair which reclines comfortably, swivels and rises for that extra help!

*Chair size range*

Seat height	14 - 22"
Seat width	16 - 30"
Seat depth	16 - 22"
Overall chair width	Seat width plus 8"



Modena 2 seater with twin recline mechanisms in Ultima Chalk fabric(range c)



Complementary Furniture  
The Modena range is available as a Riser Chair, 2 seater, 3 seater, static chair, swivel riser chair and footstool

# Opera

Luxurious soft padded arms give this comfortable chair a modern feel



### Chair size range

Seat height	14 - 22"
Seat width	16 - 30"
Seat depth	16 - 22"
Overall chair width	Seat width plus 14"

Complementary Furniture  
The Opera range is available as a 2 seater, 3 seater, static chair and footstool.

Facing page ►

Opera Single Tilt in Space rise and recline chair in Ultima Tan fabric (range C)





# Affinity Air Comfort

The Affinity Air Comfort chair has been designed with maximum comfort in mind.

*Chair size range*

Seat height	14 - 22"
Seat width	16 - 30"
Seat depth	16 - 22"
Overall chair width	Seat width plus 8"



The 3 air cells are easily adjusted using the hand held inflation pump. An alternative bike pump can be used if grip and dexterity are lacking.

To achieve this there is a special seat construction with extra long springs to give more bounce. The seat and back cushions are made up with 3 individually controlled air cells to allow the occupant to personalise the comfort. To maximise the comfort of the chair we advise using a stretch fabric.

The combination of long springs, soft foam, air cells and stretch fabric make this an extremely comfortable chair

Complementary Furniture  
The Affinity Air Comfort is available as a 2 seater sofa, 3 seater sofa, static chair, fireside chair and footstool.



◀ Facing page

Affinity Air Comfort Dual Tilt in Space  
Standard size in Panaz Highland Matte  
Stretch Mauve (range c++)



# High back fixed chairs



**Narberth**  
High back chair shown in  
Holland Park swirl cocoa  
(range b)

**Pembroke**  
High back chair  
shown in Piazza1629  
fabric (range C+)



**Arundel**  
High back chair with filled in sides and  
arm pads. Chair shown in Maida Vale plaid  
rose (range C+)

**Warwick**  
High back chair with filled in sides and  
arm pads. Chair shown in Montana floral  
oatmeal fabric (range B)

**Arundel**  
High back chair with open  
polished frame. Chair shown in  
Concerto 66 fabric (range B)

# Action sofas

Sofas are available in any size, with different single or dual motor actions for recline only or rise and recline seating



3 seater sofa in reclined position

Sofa showing both actions in recline position



Sofa showing both actions in rise position



A sofa with rise action operates in an identical way to a normal chair



# Alternate back styles

There are eight back cushion options which can be specified on Aberdare, Brecon, Conway, Denbigh, Hardwick, Harlech, Pershore chairs



Waterfall back



Soft button back



'T' back



'Dream' tall lateral back



Two piece lateral support back with central split.



One piece lateral support back with attached laterals.



Two piece lateral support back with separate upper waterfall cushion.



One piece lateral support back with separate laterals attached with Velcro

# Riser Recliner mechanisms

Primacare offer the most extensive range of mechanisms in the UK which gives you the choice to find the perfect position for relaxing and that extra help when standing. More information and videos are available on our website [www.primacare.co.uk](http://www.primacare.co.uk)

## Single motor Tilt-In-Space

A quiet smooth recline action with a zero gravity no shear motion. The powerful 6kn motor lifts with a 'tilt in space' motion. This action has three manually adjusted pivot positions allowing the chair to rise as shown or to a near horizontal rise position.



Reclined position



Semi-reclined



Normal sitting position



High raised position for easy entry and exit

## Single motor Wall-hugger

The action reclines smoothly with its single motor moving the chair seat forward as the back reclines. This enables the chair to be placed within 6" (150mm) of a wall and recline perfectly. The powerful 6kn motor lifts to a full height exit position.



Reclined position



Semi-reclined



Normal sitting position



High raised position for easy entry and exit

## Single motor 3-Way action

A conventional recliner action where the angle between back and seat increases as the chair reclines.



Reclined position



Semi-reclined



Normal sitting position



High raised position for easy entry and exit

## Wall-hugger Tilt-In-Space

This action moves the chair forward away from the wall as the chair tilts in space as it reclines. The benefits of no stress on the occupant during recline is now possible in a confined space. The chair needs only be positioned 6" (150mm) from the wall. One added benefit of this type of wallhugger action is that it is extremely stable when in the rise position.



Reclined position



Semi-reclined



Normal sitting position



High raised position for easy entry and exit

## Dual motor standard action

A conventional recliner action where the angle between back and seat increases as the chair reclines.

Max weight 20 stone (127 kg).  
2 year warranty on action & motor




Reclined position



Semi-reclined, separate control of back & leg rests



Normal sitting position



High raised position for easy entry and exit

## Dual motor Tilt-In-Space

This action allows for individual adjustment of the back angle position, but allows the recline motion to operate in a tilt-in-space motion with no change to the seat/back angle during the recline movement. This ensures a comfortable no-shear feeling.



Reclined position



Semi-reclined, separate control of back & leg rests



Normal sitting position



High raised position for easy entry and exit

## BLT (Back, Leg rest & lift, Tilt)

This action allows the operator to individually control each motor.



Reclined position



Tilt Back position. Footrest can be up or down



Normal sitting position. Like a normal dual action there is independent control of back and leg rests



Rise position. The action has 5" of vertical rise but can continue to a normal tilted rise position (not shown)

## Variable angle lift (VAL)

Many standard height tilt-in-space actions can be supplied with variable angle lift.



Altering the pin position on both sides of the action changes the angle of rise



30° seat incline, front of chair rises 5"



20° seat incline, front of chair rises 8"

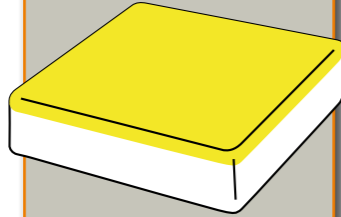


10° seat incline, front of chair rises 11"

# Foams & Fillings

All standard Primacare chairs use high quality high density Reflex foam cushions. We use 4 different firmness grades to be able to personalise the chair. We also offer more advanced seating solutions where there is a risk of pressure sores. The seating options must be specified with stretch fabrics on the seating area to maximise the benefits of the cushions.

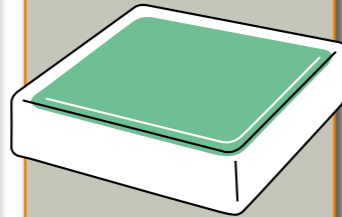
## Visco *Medium Risk*



The Visco elastic heat sensitive layer is supported by high density Reflex foam.

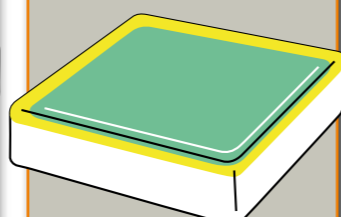
Body heat moulds the visco layer around any high pressure areas and the result is a stable cushion giving good postural support.

## Primagel *High Risk*



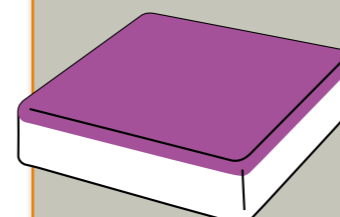
The cushion uses combustion modified high resilient foam with a profiled upper surface to increase pressure distribution, encasing a silicon gel sac, which dissipates pressure in high areas of loading.

## Primagel+ *High Risk*



The Primagel+ cushion uses the Primagel cushion with an added layer of visco elastic heat sensitive foam.

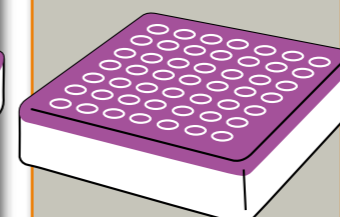
## FlatGel *High Risk*



The FlatGel cushion uses a Proprietary Silicon Polymer sheet over a high density reflex foam. The Gel has the same physical characteristics as human fat tissue and the softness stays unchanged at any temperature. The polymer is a solid which will not leak if punctured. It is Hypoallergenic – it does not contain latex or isocyanates and it is odourless.

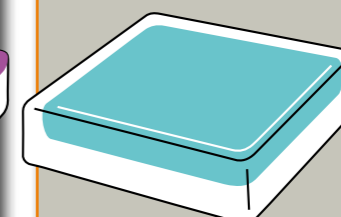
Because of its stability with temperature changes this cushion offers excellent constant postural support over many hours.

## CoolGel *High / Very High Risk*



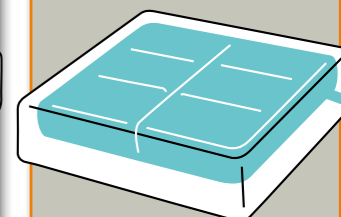
The Coolgel cushion uses a Proprietary Silicon Polymer sheet over a high density reflex foam. The Gel has the same physical characteristics as human fat tissue and the softness stays unchanged at any temperature. The polymer is a solid which will not leak if punctured. It is Hypoallergenic – it does not contain latex or isocyanates and it is odourless. The Coolgel has circular discs of polymer which allows air to circulate between the cells to minimise heat and moisture build up. An even pressure distribution contours to the underlying surface so this cushion can be used all day and still retain its stability.

## Air comfort *High / Very High Risk*




The air comfort cushion uses a combination of longer broad rubber webbing springs with a high density reflex foam seat cushion. This cushion surround an air cell which allows different air pressures and air volumes. This cushion easily contours around the higher protruding parts of the posterior to give an excellent even pressure distribution.

## Alternating Air Cushion *High / Very High Risk*



The alternating air cushion uses an air pump to continuously inflate and deflate 6 dynamic air cells controlled on a 9minute 36second cycle.

At any one time 4 of the cells are inflated bringing pressure relief to the other areas. A 240V electrical supply is required for the pump which is usually positioned next to the chair.



# Fabrics

Primacare offer a massive range of fabrics and have an extensive network of suppliers throughout the UK. We can supply chairs in any type of fabric, including soft luxurious chenilles, leathers, high performance fabrics and other specialist waterproof anti MRSA fabrics.

We can also use Customers Own fabrics as long as it passes UK fire regulation testing. Our dealers and fabric suppliers have swatches and can source all samples.

More information can be found on our website [www.primacare.co.uk](http://www.primacare.co.uk)

**Range A:** The 'Diamond' fabric range is a General Domestic quality fabric available in four colours (beige, green, blue and red) on all models and also NextDay on the Aberdare and Brecon standard size chairs.

**Range B:** Choice of 80+ General Domestic fabrics available to order in approximately three weeks.

**Range C:** Severe Contract hard wearing fabrics and waterproof anti-microbial anti-MRSA fabrics to CRIB5 fire retardant standards.

**Specialist:** primacare can offer any chair in upgraded fabric from ranges and manufacturers such as, Panaz, Boltaflex, CTP, Microcare, Panvelle Stretch and Vyflex.

**Leather:** All primacare chairs can be made in soft leather in a wide choice of colours.



# Accessories

Standard chairs are supplied with simple push button controllers and 24 volt transformers with emergency recovery. Optional extras include full battery back up, hazard sensors (anti-entrapment) and massage and heat pad systems



10 motor massage & heat pad system



Arm protectors - knuckle arm



Arm protectors - scroll arm



Drop arms for side transfer



Full battery back-up



Electrical anti-entrapment safety cut out strip



Barrier fabric enclosure



Neck Pillow



Reading light



iPad table



Head Cushion

# Quick delivery

If you choose either the Brecon or Aberdare model in one of these fabrics it could be made and delivered to you within days.

## 4 Step easy ordering...

### Step 1 Choose your style...

Brecon - waterfall back

Aberdare - button back

### Step 2 Choose your size...

Petite



Seat height: 16"  
Seat width: 18"  
Seat depth: 18"  
Back height: 27"

Compact



Seat height: 18"  
Seat width: 18"  
Seat depth: 18"  
Back height: 27"

Standard



Seat height: 19"  
Seat width: 20"  
Seat depth: 20"  
Back height: 30"

### Step 3 Choose your colour...

Floral  
Oatmeal



Plain Cocoa



Plain  
Oatmeal



Brushstrokes  
Cocoa



### Step 4 Choose your action...

Single motor  
tilt-in-space

Dual motor

Dual motor  
tilt-in-space



**Aberdare**  
Button back in  
plain oatmeal



**Brecon**  
Waterfall back in  
floral oatmeal

## Do you need your chair quickly?

Ask your Primacare distributor for full details.

# Specialist chairs

In addition to the Home Comfort range of furniture shown in this brochure, Primacare also have a Specialist Healthcare range of chairs which are very popular in Hospital, Hospice and Care Home environments.



Simplicity



Penarth chair bed



Ultra Low



Alpha Plus







Your Primacare distributor

**primacare**

Primacare Ltd  
Unit 26, Heads of the Valleys Industrial Estate  
Rhymney, Tredegar. NP22 5RL  
telephone (01685) 845900 fax (01685) 844538  
[info@primacare.co.uk](mailto:info@primacare.co.uk)