



Life Style

User Manual

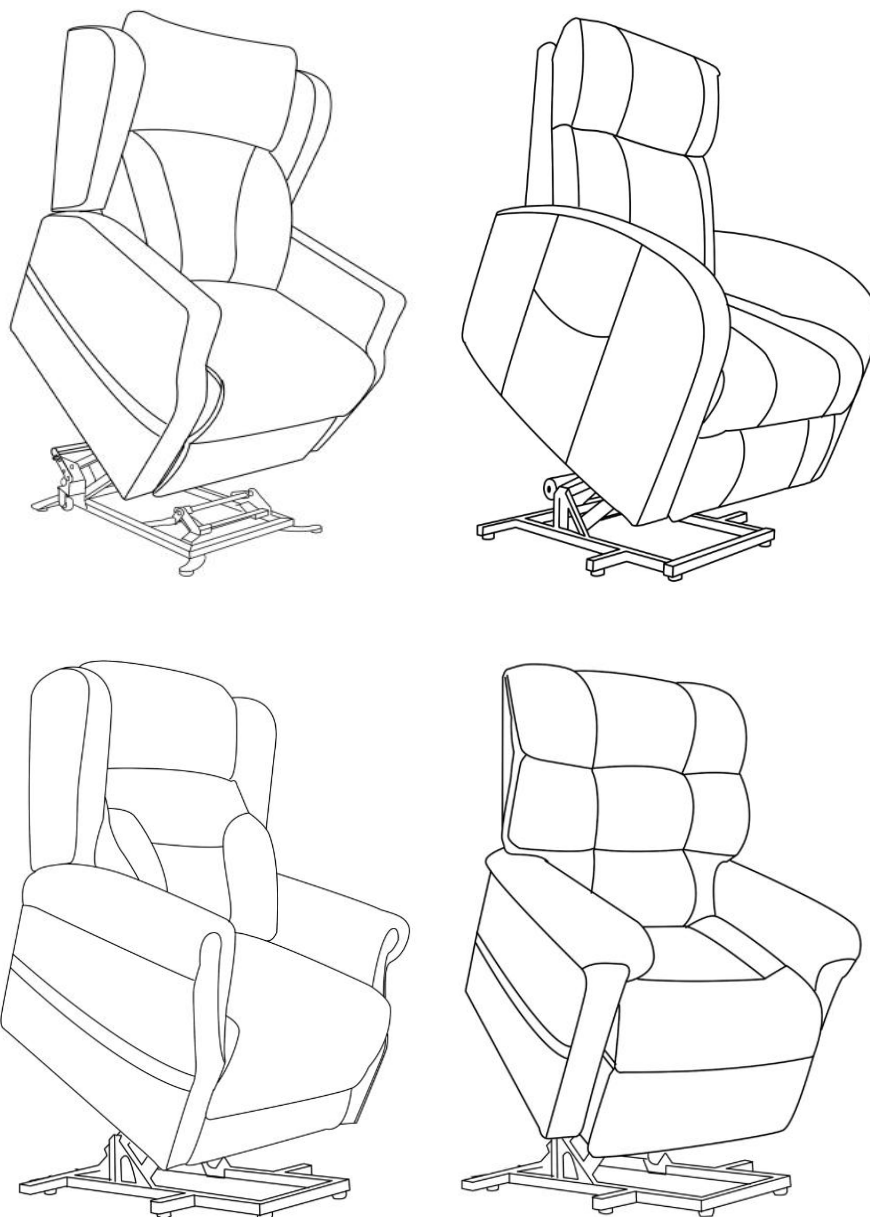
CONTENTS

- 1. Introduction**
- 2. Safety**
- 3. Specification**
- 4. Installation**
- 5. Remote Control**
- 6. Maintenance/Product Care**
- 7. User Precaution**
- 8. Warranty**

1) Introduction

This is an power riser recliner designed to help people rise easily from the chair. Before you start using the chair, please read our instruction manual carefully and please follow the safety procedures recommended.

Please keep this manual safely for future reference.



2) Safety

One person at a time. This riser recliner chair is designed for one person use at a time.

Footrest is for feet. Nobody should sit or put their entire body weight on the elevated footrest as this could result in injury or damage.

Be careful of the surrounding. The lift chair must be placed with enough room from walls and furniture to avoid damage to upholstery and decor when in operation.

Children to be supervised. Children are to be supervised when around the chair. Do not allow children to use the handset.

Be careful of the mechanism, The chair uses mechanism to elevate the leg rest. Please ensure that no body parts or clothing, blankets.etc are caught in the mechanism when operating.

Safe working load. Check the weight limit and do not exceed the weight limit.

Electrical systems. Do not place the electrical components (cord.transformer, hand control) near the heating surface. Periodically visually inspect the handset and power cord for signs of wear and tear.

Call for assistance. Please call customer service in case of any issues or repair with the chair.

Carelessness causes fire. Although the foam and fabric used on this chair is fire retardant to legally specified levels, caution to be taken to avoid fire hazards.

Indoor use and storage. The chair is designed for indoor use not for outdoors. Place the chair away from direct sunlight as prolong exposure to sunlight may discolor the upholstery.

3) Specification

Item: NX 50

Height	108cm	Seat Depth	48cm
Depth	90cm	Armrest Height	65cm
Width	73cm	Motor	OKIN
Floor-to- Seat Height	48cm	User Weight Capacity	150kg(23.5 Stone)
Seat Width	52cm	Product Weight	54.4kg

Item: Lilybrooke

Height	105cm	Seat Depth	51cm
Depth	85cm	Armrest Height	59cm
Width	73cm	Motor	OKIN
Floor-to- Seat Height	48cm	User Weight Capacity	150kg(23.5 Stone)
Seat Width	53cm	Product Weight	38kg

Item: Windermere

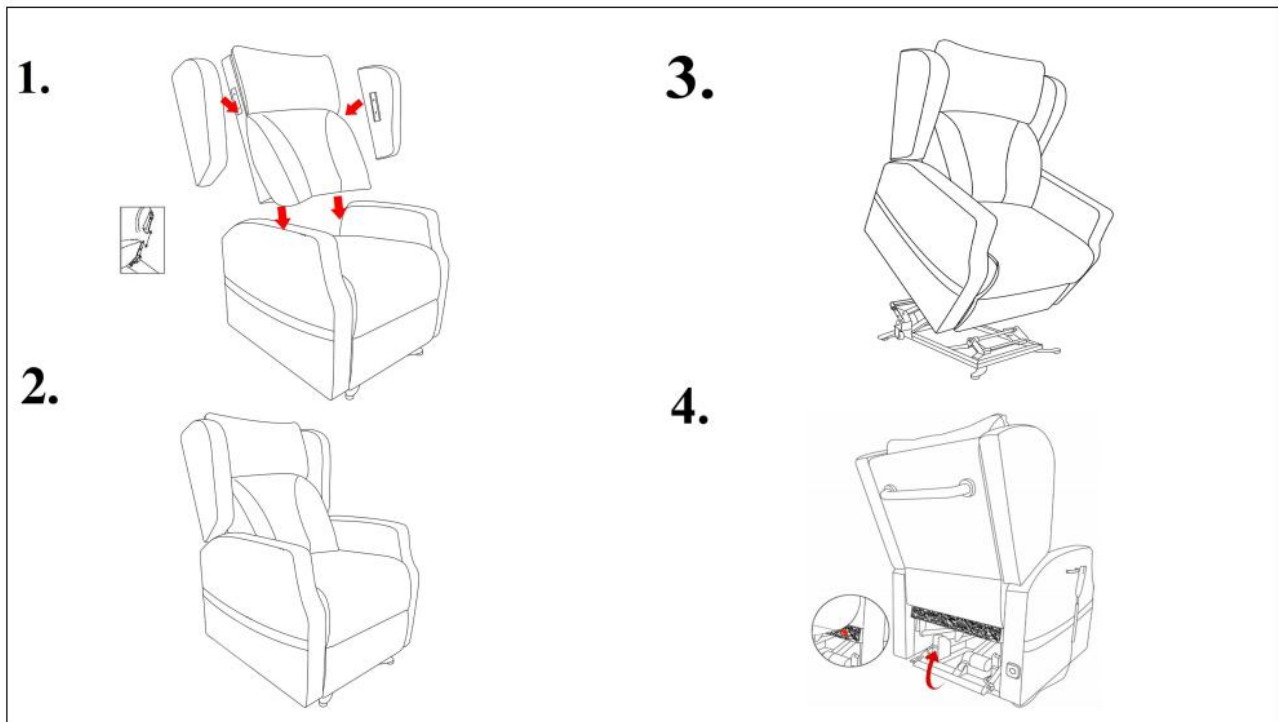
Height	108cm	Seat Depth	53cm
Depth	95cm	Armrest Height	60cm
Width	88cm	Motor	OKIN
Floor-to- Seat Height	48cm	User Weight Capacity	150kg(23.5 Stone)
Seat Width	52cm	Product Weight	50kg

Item: Rosemore

Height	107cm	Seat Depth	52cm
Depth	92cm	Armrest Height	59cm
Width	92cm	Motor	OKIN
Floor-to- Seat Height	48cm	User Weight Capacity	150kg(23.5 Stone)
Seat Width	52cm	Product Weight	50kg

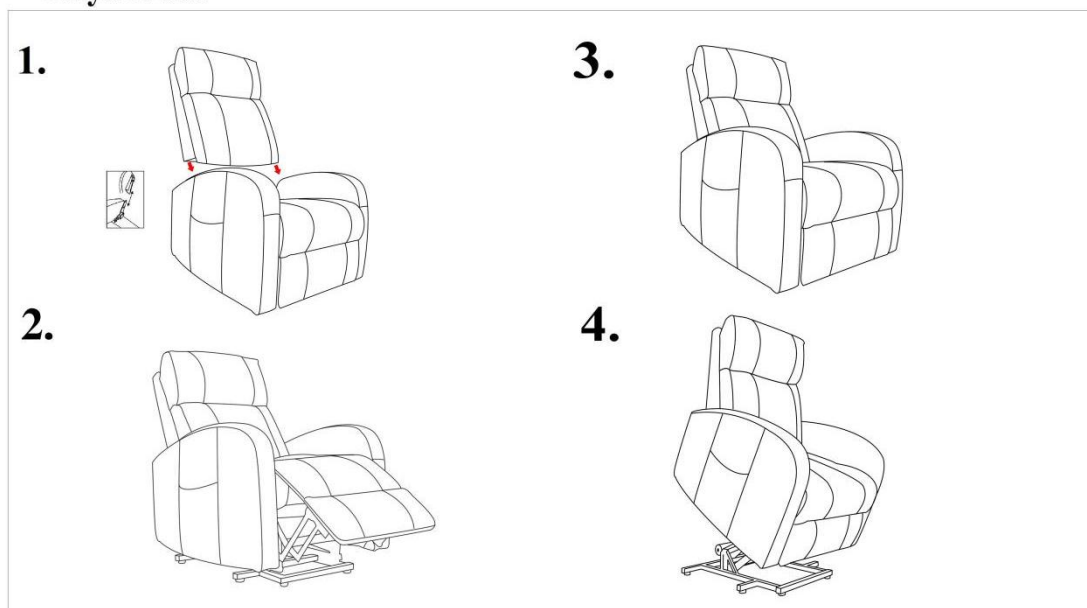
4) Installation

NX 50



1. Insert the backrest into the seat. Insert the two wings into the backrest.
2. Seal fabric from the bottom of the backrest to the wooden beam on the back so you could step down or lift the brake easier. Step down on the brake to lock the chair. And lift the brake up to unlock the chair.
3. Please move the chair when it is at the sitting position. Please do not move the chair when the chair is at the reclining position or the lifting position.

Lilybrooke

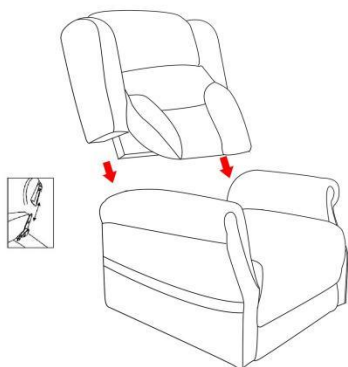


1. Max person weight usage is 150kg
2. Please do not sit on the arms or the stool
3. Please do not use power tools as they can damage the chair

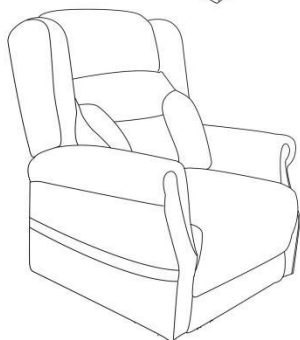
4. Please do not put any part of the chair into sunlight directly
5. Please do not place the chair near heat
6. Please clean the chair wipe down only with dry cloth

Windermere

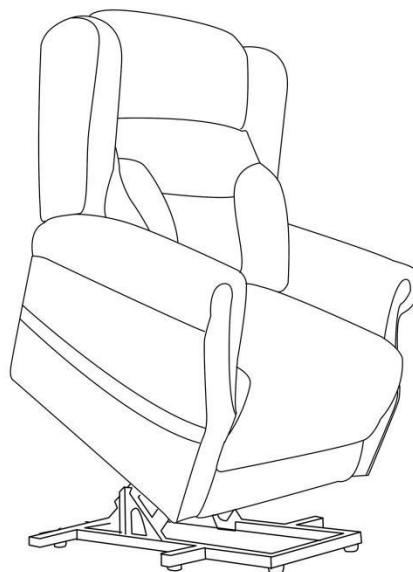
1.



2.



3.

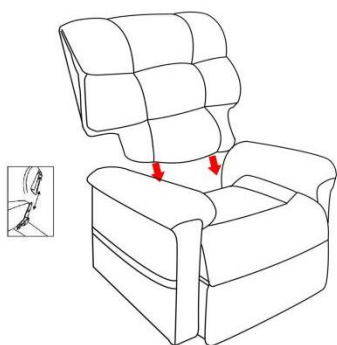


1. Max person weight usage is 150kg
2. Please do not sit on the arms or the stool
3. Please do not use power tools as they can damage the chair

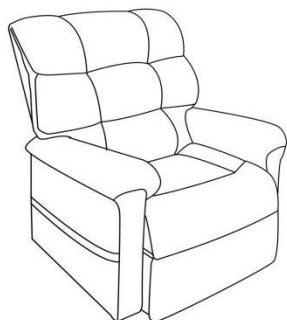
4. Please do not put any part of the chair into sunlight directly
5. Please do not place the chair near heat
6. Please clean the chair wipe down only with dry cloth

Rosemore

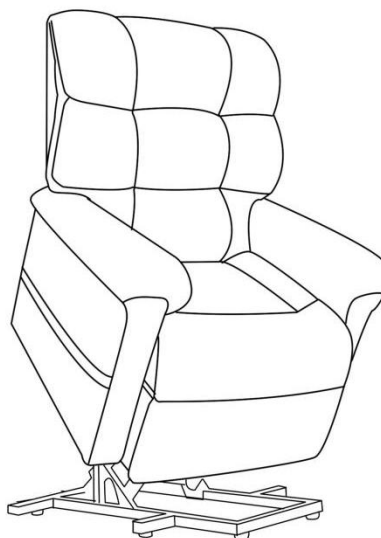
1.



2.



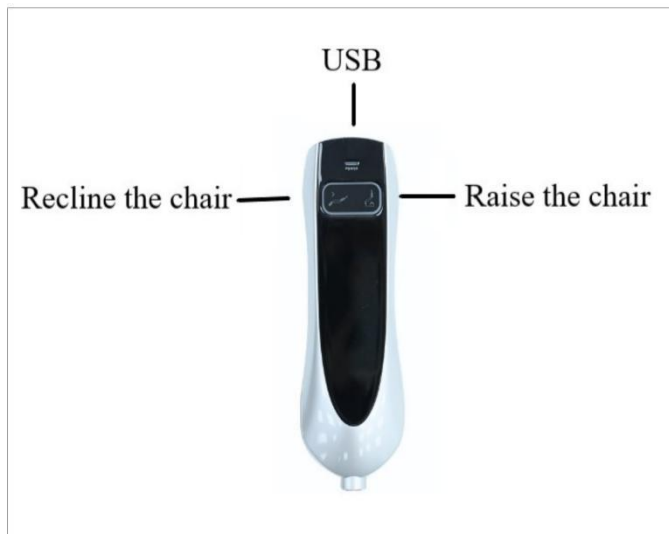
3.



1. Max person weight usage is 150kg
2. Please do not sit on the arms or the stool
3. Please do not use power tools as they can damage the chair

4. Please do not put any part of the chair into sunlight directly
5. Please do not place the chair near heat
6. Please clean the chair wipe down only with dry cloth

5) Remote Control



Single Motor Controller



Dual Motor Controller



Four-Motor Remote Controller

5) Maintenance/Product Care

Before cleaning ensure that the power is turned off and the power plug is removed from the electrical outlet.

Do not change the power plug by yourself.

Do not disassemble the chair, remove any inside mechanism by yourself.

The chair must be serviced or repaired by a professional.

Contact a qualified technician or the After Sales Service for all servicing and repairing.

THE CHAIR

Do not remove the upholstery for cleaning. Touching the inside mechanism of the chair may result in electrical shock.

Never use water to wash or clean any part of the chair.

The upholstery of the chair must be cleaned with dry cloth only.

Do not use any cleaning agents or thinners or bleaching agents to clean the upholstery.

Do not wash the upholstery.

Ironing of upholstery is strictly prohibited.

THE REMOTE CONTROL

Only clean the remote control with a dry cloth, to avoid potential electrical damage.

6) USERS PRECAUTION

If you have any of the following medical problems, please consult a doctor before use:

If you have a pacemaker

If you have a spinal disorder

If you are suffering from a severe back pain and or are recovering from any injury or a surgery

If you are under medical care or medical rest

If you are physically or mentally unwell

7) Warranty

Electrics including Transformer, Hand control, Motor, and all Cables - 2 Years

Steel Lift/Recline Mechanism - 2 Years

Timber Frame(Structural & Workmanship) - 2 Years

NOT COVERED UNDER WARRANTY

Does not cover anything which is deemed to be damaged through misuse or accident. The fabric is classed as a wear item and under normal wear and tear may need to be replaced. Therefore, the fabric is not covered under warranty.

020 8159 7070
info@lifestyleandmobility.co.uk
www.lifestyleandmobility.co.uk

