

Q700[®] M/F

with
 SEDEO[®] PRO ADVANCED™



UK
CA
CE

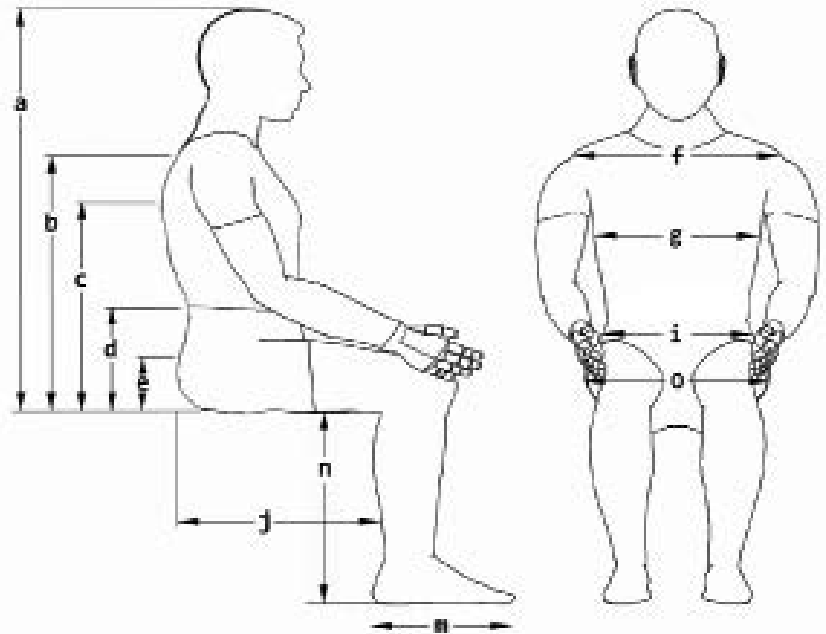
ORDER FORM

Errors and imissions excepted.

Billing Address Or Customer-ID			Shipping Address	Identical To Billing Address
C.-ID:			C.-ID:	
Name:			Name:	
Street:			Street:	
Town/PC:			Town/PC:	
E-Mail:			E-Mail:	
Phone:			Phone:	
Order Information			User Weight	
Order	Calculation	Built-4-Me [®]	User Weight Capacity: 160 kg	
Purchase Order No.:			User Weight:	kg
Art. No.: Q700 M SEDDEO PRO ADV. : 2310070M-000, Q700 F: SEDEO PRO ADV. 2310070F-000			Reimbursement Code: xxx	
Order Date:	Day	Month	Year	

Client Measurements

a) Top Of Head To Seat	mm
b) Top Of Shoulder To Seat	mm
c) Underarm To Seat	mm
d) Elbow To Seat	mm
e) Top Of Pelvis To Seat	mm
f) Shoulder Width	mm
g) Trunk Width	mm
i) Hip Width	mm
j) Actual Sitting Depth	mm
m) Foot Length	mm
n) Lower Leg Length	mm
o) Actual Seat Width	mm



Seating Specifications

DAHL Approved For Q700 M [Max. 136kg User Weight]		Seat Type	SEDEO PRO ADVANCED
Typical WC Weight	Without Batteries 117 kg	Seat Size Range	Width 380 - 560 mm, Depth 400 - 560 mm
	With Batteries 160 kg	Seat To Floor Height Range	430 mm - 480 mm
Power Seating	50° of CG Tilt And Power Recline With 180 mm Mechanical Shear Reduction / 300 mm Seat Elevator		

MWD Base Specifications

User Weight Capacity	160 kg	Drive Wheels	14" Drive Wheels (Black)
Base Size	Width Min. 622 mm	Tires / Castors	6" Front / 6" Rear (Black)
Drive Control	R-Net PM 90A/120A (Expandable)	Charger	8 A Dual Mode Charger
Driving Range	Up To 40 km	Battery Size	60 And 80 Ah Batteries
Drive Motors	4-Pole 6 kph, Options 8, 10 And 12.5 kph	Colour Accents	7 Colour Accents
Ground Clearance	90 mm	Frame Colour	Black

FWD Base Specifications

User Weight Capacity	160 kg	Drive Wheels	14" Drive Wheels (Black)
Base Size	Width Min. 640 mm	Tires / Castors	9" Rear (Black)
Drive Control	R-Net PM 90A/120A (Expandable)	Charger	8 A Dual Mode Charger
Driving Range	Up To 40 km	Battery Size	60 And 80 Ah Batteries
Drive Motors	4-Pole 6 kph, Options 8, 10 And 12.5 kph	Colour Accents	7 Colour Accents
Ground Clearance	60 mm	Frame Colour	Black

For Optimum Comfort & Driving Experience Of Your FWD Powerchair, Recommended Seat Depth Relationship To User Weight Is: 75 kg User Weight: SD40 - SD 44 cm; 90 kg User Weight: SD46 - SD50 cm; 160 kg User Weight: SD50 - SD56 cm.
Where Wheelchair Configuration Allows, A Recommended Backrest Angle Of 95° And A Seat Tilt Of 5° Will Further Improve The Driving Experience.

Base

Q700 Drive Bases

		£
QEP000009	Q700 M (MWD Base Chair)	15,495
QEP000017	Q700 F (FWD Base Chair)	15,495

Motor Packages

		£
QEP180009	4-Pole Motor, 6 kph / 4 mph (8 kph Motor With Reduced Speed)	0
QEP180007	4-Pole Motor, 10 kph / 6.5 mph If FWD Selected: Highly Recommended With Traction Control System	0
QEP180008	4-Pole Motor, 12.5 kph / 8 mph If FWD Selected: Only In Combination With Traction Control System	125

Tracking

		£
QEP110009	Traction Control System For R-Net (GYRO Technology)	0
QEP110014	Omit Traction Control System For R-Net	0

Drive Wheels 

		£
QEP070034	Drive Wheel, 14", Pneumatic, Knobby, Black	0
QEP070033	Drive Wheel, 14", Solid, Knobby, Black	0

Castor Wheels 

		£
MWD Base		
QEP080206	Castor Wheel, 6", Solid, Black	0
FWD Base		
QEP080210	Castor Wheel, 9", Solid, Black	0
QEP080211	Castor Wheel, 9", Pneumatic, Black	0

Mudguards (FWD) 

		£
QEP010007	Mudguard, Drive Wheel	0
QEP010008	Mudguard, Castor Wheel, 9"	0

Base

Colour Accents

		£
QEP140005	Apple Green (RAL 110 70 77)	0
QEP140004	Black (RAL 9005)	0
QEP140003	Blue (RAL 260 40 45)	0
QEP140006	Orange (RAL 060 60 80)	0
QEP140002	Red (RAL 040 40 67)	0
QEP140007	Silver (RAL 9006)	0
QEP140001	White (RAL 9010)	0

LED Lights & Indicators 

		£
QEP110201	LED Light And Indicator QEP110031 Lighting Module, R-Net LM Required, Approved for Road Use	0
QEP110202	LED Fender Light QEP110031 Lighting Module, R-Net LM Required, Fender Light - Not Road Approved and Without Indicators	150
QEP110209	Omit Light And Indicator	0

Seat Heights Measured From Front Of Seat Pan To Floor. Obtain Quote To Verify Seat To Floor Heights		£
SH43	430 mm Only With QEP160001 Battery, 60 Ah, Gel, Maintenance Free	0
SH445	445 mm Only With QEP160001 Battery, 60 Ah, Gel, Maintenance Free	0
SH46	460 mm	0
SH47	470 mm	0
SH48	480 mm	0

Batteries & Chargers

Battery

QEP160001	Battery, 60 Ah, Gel, Maintenance-Free	0
QEP160005	Battery, 80 Ah, Gel, Maintenance-Free Only With Battery Charger 220 V / 10 A To Reduce Reloading Time	150

Chargers

QEP160100	Charger, Automatic, 220 V / 8 A, UK	0
QEP160103	Charger, Automatic, 220 V / 10 A, UK	100

Powered Seating

Power Setting Options

QEP130006	Posterior Tilt Module (Tilt 0° - 50°) / Seat Elevator (300 mm), Powered	0
QEP130014	Anterior Tilt Module 30° , Posterior Tilt 50° , Seat Elevator (300 mm), Powered C-Me Function not available, Posterior Tilt range dependent on mechanical seat depth and seat height settings	0

C-Me Function

QEP110034	C-Me Function, Enabled 4.5 kph Max. Speed When Elevated, Max. Recline 120° When Lifted	0
QEP110035	C-Me Function, Disabled 1.5 kph Max. Speed When Elevated, Max. Recline 175° When Lifted, Seat Depth Related	0

Backrest Frame Type

QEP030047	Backrest, Powered Recline, 90° - 175° With 180 mm Mechanical Anti-Shear	0
-----------	---	---

Back Cushion Type

SEDEO PRO (See Section A)

QEP030104	SEDEO PRO, Back Cushion	0
-----------	-------------------------	---

JAY Syncra (See Section B)

QEP030216	JAY Syncra, Back Cushion	0
-----------	--------------------------	---

JAY J3 (See Section C)

QEP030054	JAY J3, Back Cushion	0
-----------	----------------------	---

Interfaces

QEP030209	Omit Back Cushion	0
-----------	-------------------	---

A – SEDEO PRO Back Size

£

Back Cushion Width

BW38	380 mm, For Effective Back Width 380 mm	0
BW42	420 mm, For Effective Back Width 380 - 420 mm	0
BW46	460 mm, For Effective Back Width 420 - 460 mm	0
BW50	500 mm, For Effective Back Width 460 - 500 mm	0
BW54	540 mm, For Effective Back Width 500 - 540 mm	0
BW56	560 mm, For Effective Back Width 520 - 560 mm	0

Back Cushion Height

BH44	440 mm, For Effective Back Height 510 - 570 mm	0
BH50	500 mm, For Effective Back Height 570 - 630 mm	0
BH56	560 mm, For Effective Back Height 630 - 700 mm	0

Installed Back Height (From Seat Pan to Top of Back)

BIH51	510 mm (440 mm Back Cushion Height)	0
BIH54	540 mm (440 mm Back Cushion Height)	0
BIH57	570 mm (440 mm Back Cushion Height)	0
BIH57_1	570 mm (500 mm Back Cushion Height)	0
BIH60	600 mm (500 mm Back Cushion Height)	0
BIH63	630 mm (500 mm Back Cushion Height)	0
BIH63_1	630 mm (560 mm Back Cushion Height)	0
BIH66	660 mm (560 mm Back Cushion Height)	0
BIH70	700 mm (560 mm Back Cushion Height)	0

A – SEDEO PRO Back Cushion 

£

QEP030116	SEDEO PRO, Back Cushion, Flexible, Deep Contour, Active, Adjustable Straps	300
QEP030117	SEDEO PRO, Back Cushion, Flexible, Extra Deep Contour, Active, Adjustable Straps	300

A – SEDEO PRO Back Cushion Cover

£

QEP030108	Back Cushion Cover, Comfort	0
-----------	-----------------------------	---

B – JAY Syncra 

£

B – JAY Syncra Back Width

£

Back Can Be Ordered A Different Width Than Seat Pan. Armrest Is Adjusted To Back Width Ordered

BW40	400 mm (Adjustment range 400 mm to 430 mm, Contour Depth 75 mm)	0
BW46	460 mm (Adjustment range 460 mm to 480 mm, Contour Depth 75 mm)	0
BW51	510 mm (Adjustment range 510 mm to 530 mm, Contour Depth 75 mm)	0
BW56	560 mm (Adjustment range 560 mm to 585 mm, Contour Depth 75mm)	0

B – JAY Syncra Back Shell Options And Height Ranges

£

JAY Syncra back shells are mounted with a minimum 14 cm gap between the bottom of the shell to the seat pan to accommodate the mechanical anti-shear. Back height can be adjusted in the field within the ranges shown based on the back frame type.

JAY Syncra Shell Height

BW40	400 mm Tall Shell (560 mm to 610 mm Back Height)	0
BW46	460 mm Tall Shell (610 mm to 660 mm Back Height)	0
BW51	510 mm Tall Shell (660 mm to 710 mm Back Height)	0
BW56	560 mm Tall Shell (710 mm to 760 mm Back Height)	0

JAY Syncra Back Installed Back Height (From Pan to Top of Back)

BIH56	560 mm (400 mm Shell Height)	0
BIH585	585 mm (400 mm Shell Height)	0
BIH61	610 mm (400 mm Shell Height)	0
BIH61_1	610 mm (460 mm Shell Height)	0
BIH635	635 mm (460 mm Shell Height)	0
BIH66	660 mm (460 mm Shell Height)	0
BIH66_1	660 mm (510 mm Shell Height)	0
BIH685	685 mm (510 mm Shell Height)	0
BIH71	710 mm (510 mm Shell Height)	0
BIH71_1	710 mm (560 mm Shell Height)	0
BIH735	735 mm (560 mm Shell Height)	0
BIH76	760 mm (560 mm Shell Height)	0

B – JAY Syncra Back Upholstery

£

JAY030060	Syncra 3DX Microclimatic	0
-----------	--------------------------	---

B/C – JAY Lateral Thoracic Swing-Away Supports (Requires Pad, Upholstery and Mount)

£

JAY Lateral Thoracic Support Pad Upholstery

JAY090110	Syncra 3DX Microclimatic	0
-----------	--------------------------	---

JAY Fixed Lateral Support Accessory Hardware

JAY090111	Fixed Lateral Support Accessory (L x H) 90 mm x 140 mm - Right JAY Fixed Lateral Support Is Adjustable - Syncra Back Only To Increase The Contour Depth Up To 120 mm - Not Available With JAY 3 Back	0
JAY090112	Fixed Lateral Support Accessory (L x H) 90 mm x 140 mm - Left JAY Fixed Lateral Support Is Adjustable - Syncra Back Only To Increase The Contour Depth Up To 120 mm - Not Available With JAY 3 Back	0

C – JAY J3 Back Size

£

JAY030111	JAY J3 Back Size, 410 mm	0
JAY030112	JAY J3 Back Size, 460 mm	0
JAY030113	JAY J3 Back Size, 510 mm	0

C – JAY J3 Back, Mid Deep Contour 

£

JAY030042	JAY J3 Back, Mid Deep Contour, Upper Thoracic, Medium, 460 mm	721
-----------	---	-----


C – JAY J3 Back, Deep Contour 

£

JAY030021	JAY J3 Back, Deep Contour, Upper Thoracic, Medium, 460 mm	721
JAY030027	JAY J3 Back, Deep Contour, Upper Thoracic, Tall, 500 mm	721

C - JAY J3 Installed Back Height (From Pan to Top of Back)		£
BIH53	530 mm (420mm Shell Height)	0
BIH56	560 mm (420mm Shell Height)	0
BIH585	585 mm (420mm Shell Height)	0
BIH585_1	585 mm (460mm Shell Height)	0
BIH61	610 mm (460mm Shell Height)	0
BIH61_1	610 mm (500mm Shell Height)	0
BIH635	635 mm (500mm Shell Height)	0
BIH66	660 mm (500mm Shell Height)	0

Headrest Pad 		£
QEPO30430	SEDEO, Headrest Pad, Small, (LxH) 240 x 150 mm Only Use With SEDEO Headrest Mount	0
QEPO30431	SEDEO, Headrest Pad, Small, With Cover, (LxH) 240 x 150 mm Only Use With SEDEO Headrest Mount	0
QEPO30432	SEDEO, Headrest Pad, Flexible, (LxH) 400 x 110 mm Only Use With SEDEO Headrest Mount	145
WHT030402	Whitmyer, Headrest Pad, Plush, (LxH) 254 x 127 mm Only Use With Whitmyer Headrest Mount	140
WHT030404	Whitmyer, Headrest Pad, Adjust-A-Plush, Small, (LxH) 355 x 76 mm Only Use With Whitmyer Headrest Mount	225

Headrest Mount 		£
Choose A Whitmyer Headrest Mount And Headrest Receiver In Case You Would Like To Add A Head Control In The Special Control Section		
QEPO30433	SEDEO, Headrest Mount	0
WHT030408	Whitmyer, Headrest Mount, LINX ²	150
WHT030409	Whitmyer, Headrest Mount, AXYS	130
WHT030411	Whitmyer, Headrest Mount, COBRA XTRA Flip Back	190

Headrest Receiver		£
QEPO30120	Headrest Receiver, Backrest Frame Mount	0

Push Handles		£
QEPO30202	Push Handles, Fixed	175
QEPO30200	Omit Push Handles	0

Seat Rail		£
QEPO20085	Seat Rail, Short, For Seat Depth 400 - 560 mm	0
QEPO20069	Seat Rail, Long, For Seat Depth 460 - 560 mm Seat Depth 460 mm - Seat Depth 520 mm Not Available With Seat Width 380 mm - Seat Width 460 mm	0

Seat Cushion Type		£
SEDEO (See Section D)		
QEPO20027	SEDEO, Seat Cushion	0
JAY Syncra (See Section E)		
QEPO20132	Jay Syncra, Seat Cushion	0
Omit (Select Seat Width And Depth in Section D)		
QEPO20110	Omit Seat Cushion	0

D – SEDEO Seat Size

£

Seat Cushion Width

SW38	380 mm, For Effective Seat Width 380 mm	0
SW42	420 mm, For Effective Seat Width 380 - 420 mm	0
SW46	460 mm, For Effective Seat Width 420 - 460 mm	0
SW50	500 mm, For Effective Seat Width 460 - 500 mm	0
SW54	540 mm, For Effective Seat Width 500 - 540 mm	0
SW56	560 mm, For Effective Seat Width 520 - 560 mm	0

Seat Cushion Depth

SD40	400 mm, Comes With Cushion Size 460 mm If MWD Selected: The Max. Recline is 160° If FWD Selected: The Max. Recline is 150°	0
SD42	420 mm, Comes With Cushion Size 460 mm If MWD Selected: The Max. Recline is 160° If FWD Selected: The Max. Recline is 150°	0
SD44	440 mm, Comes With Cushion Size 460 mm If MWD Selected: The Max. Recline is 170° If FWD Selected: The Max. Recline is 150°	0
SD46	460 mm, Comes With Cushion Size 500 mm If Filler Module Selected: The Max. Recline is 170° If FWD & Lift/Tilt Module Selected: The Max. Recline is 150°	0
SD48	480 mm, Comes With Cushion Size 500 mm If Filler Module Selected: The Max. Recline is 170° If FWD & Lift/Tilt Module Selected: The Max. Recline is 150°	0
SD50	500 mm, Comes With Cushion Size 500 mm If Filler Module Selected: The Max. Recline is 170° If FWD & Lift/Tilt Module Selected: The Max. Recline is 150°	0
SD52	520 mm, Comes With Cushion Size 560 mm If Filler Module Selected: The Max. Recline is 170°	0
SD54	540 mm, Comes With Cushion Size 560 mm If Filler Module Selected: The Max. Recline is 170°	0
SD56	560 mm, Comes With Cushion Size 560 mm If Filler Module Selected: The Max. Recline is 170°	0

D – SEDEO Seat Cushions 

£

QEP020073	SEDEO, Seat Cushion, Profiled, Height 70 mm	130
QEP020076	SEDEO, Seat Cushion, Support Memory, Height 90 mm	220

D – SEDEO Seat Cushion Cover

£

QEP020518	Seat Cushion Cover, Incontinence Protection	0
QEP020080	Seat Cushion Cover, Comfort	0

D/E – SEDEO Seat Boards

£

QEP020082	SEDEO, Seat Board, Flat, Depth-Adjustable, Cushions Guide At Rear	115
QEP020083	SEDEO, Seat Pan, 50 mm, Depth-Adjustable, Cushions Guide At Rear	130
QEP020084	SEDEO, Seat Pan, 75 mm, Depth-Adjustable, Cushions Guide At Rear	135

E – JAY Syncra Seat Size

£

Seat Cushion Width

SW40	400 mm	0
SW43	430 mm	0
SW46	460 mm	0
SW48	480 mm	0
SW51	510 mm	0
SW56	560 mm	0

Seat Cushion Depth

SD40	400 mm If MWD Selected: The Max. Recline is 160°. If FWD Selected: The Max. Recline is 150°.	0
SD43	430 mm If FWD Selected: The Max. Recline is 150°. If MWD Selected: The Max. Recline is 170°.	0
SD46	460 mm If Filler Module Selected: The Max. Recline is 170°. If FWD & Lift/Tilt Module Selected: The Max. Recline is 150°.	0
SD48	480 mm If Filler Module Selected: The Max. Recline is 170°. If FWD & Lift/Tilt Module Selected: The Max. Recline is 170°.	0
SD51	510 mm If Filler Module Selected: The Max. Recline is 170°.	0
SD56	560 mm If Filler Module Selected: The Max. Recline is 170°.	0

E – JAY Syncra Seat Cushions 

£

JAY020030	JAY Syncra Cushion with Visco Foam	300
JAY020031	JAY Syncra Cushion featuring JAY Cryo/Flow Fluid	500

JAY Syncra Cushion Cover Upholstery

£

JAY020040	Syncra 3DX Microclimatic	0
JAY020041	Syncra Incontinence Protection	0

Knee & Thigh Supports

£

QEP020342	Knee Support, Lateral, 120 x 120 mm, Swing Away, Right	125
QEP020341	Knee Support, Lateral, 120 x 120 mm, Swing Away, Left	125
QEP020113	Thigh Support, Lateral, Small, 120 x 120 mm, Removable, Right	150
QEP020114	Thigh Support, Lateral, Small, 120 x 120 mm, Removable, Left	150
QEP020121	Thigh Support, Lateral, Large, 180 x 120 mm, Removable, Right Not Available With QEP040036 Side Guard	150
QEP020122	Thigh Support, Lateral, Large, 180 x 120 mm, Removable, Left Not Available With QEP040036 Side Guard	150

Armrest Type 

£

QEP040070	Armrest, Reclining, Multi-Adjustable, Flip Back	0
-----------	---	---

Arm Pads 

£

QEP040023	Arm Pad, Integral Foam, 300 mm, Right	0
QEP040024	Arm Pad, Integral Foam, 300 mm, Left	0
QEP040025	Arm Pad, Integral Foam, 400 mm, Right	0
QEP040026	Arm Pad, Integral Foam, 400 mm, Left	0
QEP040029	Omit Arm Pad, Right	0
QEP040030	Omit Arm Pad, Left	0

Comfort Arm Pads

QEP040204	Arm Pad, Comfort, Padded, PU Coated, 400 mm, Right	100
QEP040203	Arm Pad, Comfort, Padded, PU Coated, 400 mm, Left	100

Hemiplegia Arm Pads

QEP040031	Arm Pad, Hemiplegia, Integral Foam, Right Not Available With Tray Table QEP090040 / QEP090046 / QEP110143	130
QEP040032	Arm Pad, Hemiplegia, Integral Foam, Left Not Available With Tray Table QEP090040 / QEP090046 / QEP110143	130

Side Guard Pads For Armrests

£

Side Guard Pads For Armrest, Reclining, Multi-Adjustable, Flip Back

QEP040036	Side Guard, Mounted On Seat Rail Bracket	0
-----------	--	---

Power Centre Mount Legrest 

£

QEP050076	Centre Mount Legrest, Powered, 90° - 180°, 175 mm Extension	0
QEP050071	Centre Mount Legrest, Powered, 90° - 180°, 175 mm Extension, Footplate To Floor	0

Footplates

QEP050072	Footplate, Dual, Height- And Angle-Adjustable, 260 x 150 mm	0
QEP050073	Footplate, Dual, Height- And Angle-Adjustable, Large, 310 x 170 mm	0
QEP050074	Knee Fixation Pad, Intergral Foam, Adjustable <small>Shortest distance calf support to knee fixation + 40 mm adjustment; Select in combination with Anterior Tilt Module QEP130013</small>	0
QEP050139	Knee Fixation Pad, Soft Foam, Small, Adjustable <small>Shortest distance calf support to knee fixation + 40 mm adjustment; Select in combination with Anterior Tilt Module QEP130013</small>	50

Pad Options

QEP050092	Calf Pad, Integral Foam, Pair	0
-----------	-------------------------------	---

Positioning Supports & Accessories 

£

QEP090047	Positioning Belt, Aircraft Buckle, 50 x 1300 mm	0
QEP090048	Positioning Belt, Aircraft Buckle, Padded, 50 x 1300 mm	0
QEP090052	Chest Strap, 2-Point, Padded	0
QEP090053	Additional Chest Strap, 2-Point, Padded	75
QEP090110	Rear View Mirror, Right	45
QEP090118	Rear View Mirror, Left	45
QEP090122	Transfer Bar <small>Not Available With Knee Support</small>	200
QEP090600	Black Utility Backpack (Requires Push Handles)	75
QEP090172	Ram Mount Phone	80
QEP090173	Ram Mount Tablet	130
QEP090174	Ram Mount Cup Holder	30
QEP090175	Reflectors (Backrest shroud mounted)	50

Tray Table (Mounted Opposite Joystick)

QEP090040	Tray Table, Width-Adjustable, Swing Away	300
QEP090046	Tray Table, Half-Side, Swing Away	200

Tray Table Accessories

QEP090126	Raised Edges, Acrylic For Tray Table <small>Not available with QEP090046 Tray Table, Half-Side, Swing Away</small>	30
-----------	---	----

Joystick / Electronics**Remote Joystick – R-Net **

£

QEP110017	Remote Joystick, R-Net, Colour LCD	0
QEP110018	Remote Joystick, R-Net, Colour LCD, Heavy Duty	900
QEP110013	Remote Joystick, R-Net, High Resolution Colour LCD, Advanced, Infrared Control Included	0
QEP110023	Remote Joystick, R-Net, High Resolution Colour LCD, Advanced, Infrared And Bluetooth Control Included	500

Joystick Mounting 


£


QEP110050	Joystick Mounting, Fixed	0
QEP110056	Joystick Mounting, Parallel, Swing Away, Capsulated	0

Joystick Mounting Location


£

QEP110052	Joystick Mounting Location, Right	0
QEP110053	Joystick Mounting Location, Left	0

Joystick Knobs (Optional) 		£
QEP090505	Joystick Knob, Golf Ball, Ø 42 mm	35
QEP090506	Joystick Knob, T-Bar, 82 mm Wide	35
QEP090507	Joystick Knob, Soft Ball, Ø 70 mm	35
QEP090508	Joystick Knob, Ball, Ø 35 mm	35
QEP090045	Joystick Knob, Allround, Ball, Ø 48 mm	35
QEP090509	Joystick Knob, Chin Cup, Ø 37 mm	35
QEP090512	Joystick Knob, Stick, 80 x 15 mm	35
QEP090511	Joystick Knob, Mushroom, Ø 45 mm	35

Power Module – R-Net 		£
QEP110003	Power Module, R-Net, 90 A	0
QEP110004	Power Module, R-Net, 120 A	200

Seating / Lighting Module Control – R-Net		£
QEP110031	Lighting Module, R-Net	0
QEP110033	Actuator Control Module CxSM, R-Net	0

Attendant Control 		£
QEP110021	Attendant Control, Dual	400
QEP110020	Joystick Mounted As Attendant Control Choose Also Remote Joystick	250

Attendant Mounting Location

QEP110025	Attendant Mounting Location, Right	0
QEP110026	Attendant Mounting Location, Left	0

Table Top Controls 		£
QEP110143	Table Top Control, LCD, Centre Tray Mounted	1900

Tray Table Mounting Location

QEP110080	Tray Table Mounting Location, Left	0
QEP110081	Tray Table Mounting Location, Right	0

Memory Seating and Pressure Relief Alert

Biometric Repositioning, includes Memory Seating for 6 positions, Stand UP, Pressure Relief Relax, Lie Down Supine, Transfer (Anterior Tilt), Memory Seated (Lifted), Seated.

QEP190001	Biometric Repositioning (Includes Memory Seating)	0
-----------	---	---

Pressure Relief Alert and Recording (PRAR) - Programmable reminder to assist users to use their Pressure Relief Memory Seat Position, in combination with CTRL+5.

QEP190004	PRAR Enabled (Factory Set To Relax Axis, Duration 1 Minute)	0
-----------	---	---

#1 Ctrl+5 Switch Box Options

QEP110043	#1 Ctrl+5 Switch Box With Free Assignable Functions	575
QEP110079	#1 Ctrl+5 Switch Box With Free Assignable Functions And Switch-It Remote Seating To Be Able To Get Full Functionality Of The Remote Seating It Is Required To Download The App From AppleStore (iOS) or Playstore (Adroid) And Install It On A Smartphone or Tablet. Further Information And Instructions About The Remote Seating App Can Be Found On www.SunriseMedical.com	575

#1 Ctrl+5 Switch Box Mounting Location

QEP110180	#1 Ctrl+5 Switch Box Mounting Location, Behind Joystick If Combined With Attendant Control, Ctr/+5 Will Be Mounted To The Armrest	0
QEP110181	#1 Ctrl+5 Switch Box Mounting Location, Opposite Joystick If Combined With Attendant Control, Ctr/+5 Will Be Mounted To The Armrest Not Available With Tray Table QEP090040 / QEP090046 / QEP110143	0

#1 Ctrl+5 Switch Type

QEP110175	#1 Ctrl+5 Switch Type With Push Buttons	0
QEP110176	#1 Ctrl+5 Switch Type With Toggle Switches	0

#2 Ctrl+5 Switch Box Options 

£

#2 Ctrl+5 Switch Box Options

QEP110220	#2 Ctrl+5 Switch Box With Free Assignable Functions	575
-----------	---	-----

#2 Ctrl+5 Switch Box Mounting Location

QEP110222	#2 Ctrl+5 Switch Box Mounting Location, Opposite Joystick If Combined With Attendant Control, Ctr/+5 Will Be Mounted To The Armrest Not Available With Tray Table QEP090040 / QEP090046 / QEP110143	0
-----------	---	---

#2 Ctrl+5 Switch Type

QEP110226	#2 Ctrl+5 Switch Type With Push Buttons	0
QEP110227	#2 Ctrl+5 Switch Type With Toggle Switches	0

Special Controls**OMNI2 Input Control Module – R-Net**  Choose OMNI2 Mount And Input Device in Sections Below And Choose Switches in Section F. £

QEP110116	OMNI2 Input Control Module, R-Net, Bluetooth, Infrared Remote Full VGA Display With Infrared, Separate Input Box With Bluetooth, USB Charger And Speaker	1050
QEP110117	OMNI2 Input Control Module, R-Net, Scanning Mode, Bluetooth, Infrared Remote Full VGA Display With Infrared, Separate Input Box With Bluetooth, USB Charger And Speaker	1050

OMNI2 Module Mount Choose OMNI2 Mount And Input Device in Sections Below And Choose Switches in Section F.
If Used With Standard Joystick Selection, It Must Be Mounted Opposite Side. £

QEP110119	OMNI2 Module, Fixed Mount, Right	0
QEP110120	OMNI2 Module, Fixed Mount, Left	0
QEP110123	OMNI2 Module, Swing Away Mount, Right	100
QEP110124	OMNI2 Module, Swing Away Mount, Left	100

Hand Control  If Combined With Attendant Control, Ctrl+5 Will Be Mounted To The Armrest £**Proportional Input Devices**

QEP110301	Hand Control, Switch-It MicroGuide	2300
QEP110302	Hand Control, Switch-It MicroPilot	2300
QEP110304	Hand Control, Switch-It VersaGuide	1050
QEP110305	Hand Control, Switch-It VersaGuide EZ Not With QEP090512 Joystick Knob, Stick, 80x15mm, QEP090511 Joystick Knob, Mushroom, Ø 45mm, QEP090506 Joystick Knob, T-Bar, 82mm Wide	1270
QEP110306	Hand Control, Allround Joystick	1000
QEP110307	Hand Control, Allround Joystick Light Only Use With Default Joystick Knob Or Joystick Knob, Allround, Ball Ø 48 mm	1100
QEP110308	Hand Control, Allround Joystick Heavy Duty	1650
QEP110309	Hand Control, Allround Joystick, R-Net Bus Enabled OMNI2 Module Not Required, Obligated To Have Master R-Net Module	1200
QEP110310	Hand Control, Allround Joystick Light, R-Net Bus Enabled OMNI2 Module Not Required, Obligated To Have Master R-Net Module	1450
QEP110311	Hand Control, Allround Joystick Heavy Duty, R-Net Bus Enabled OMNI2 Module Not Required, Obligated To Have Master R-Net Module	1995

Hand Control Mounting Platforms 

£

QEP110342	Hand Control Mounting, Link-It To The Space Disk, Hand Tray Only For Micro Series Joystick	450
-----------	---	-----

Hand Control Mounting

QEP110350	Hand Control Mounting, Link-It To The Armrest, Fixed Not With Control 5-Switch Box Behind Joystick QEP110180	0
QEP110353	Hand Control Mounting, Link-It To The Armrest, Swing Away Not With Control 5-Switch Box Behind Joystick QEP110180	100

Hand Control Mounting Location

QEP110362	Hand Control Mounting Location, Right	0
QEP110361	Hand Control Mounting Location, Left	0

Head Control  For Switch Selection See Section F. Choose A Whitmyer Headrest Mount On Previous Pages

£

Proportional Input Devices

QEP110370	Head Control, Switch-It Dual Pro, 3-Way Proportional, Facial Pads	4500
QEP110371	Head Control, Switch-It Dual Pro, 3-Way Proportional Head Array, Spot Pads	4500

Chin Control 

£

Proportional Input Devices

QEP110470	Chin Control, Switch-It MicroGuide	2300
QEP110471	Chin Control, Switch-It MicroPilot	2300
QEP110472	Chin Control, Switch-It VersaGuide	1050
QEP110473	Chin Control, Switch-It VersaGuide EZ Not With QEP090512 Joystick Knob, Stick, 80 x 15 mm, QEP090511 Joystick Knob, Mushroom, Ø 45mm, QEP090506 Joystick Knob, T-Bar, 82 mm Wide	1270
QEP110474	Chin Control, Allround Joystick	1000
QEP110475	Chin Control, Allround Joystick Light Only Use With Default Joystick Knob Or Joystick Knob, Allround, Ball Ø 48 mm	1100
QEP110476	Chin Control, Allround Joystick, R-Net Bus Enabled OMNI2 Module Not Required, Obligated To Have Master R-Net Module	1200
QEP110477	Chin Control, Allround Joystick Light, R-Net Bus Enabled Only Use With Default Joystick Knob Or Joystick Knob, Allround, Ball Ø 48 mm OMNI2 Module Not Required, Obligated To Have Master R-Net Module	1450

Chin Control Mounting 

£

QEP110480	Chin Control Mounting, Link-It To Chin Harness, Small If You Need Switches Mounted On The Harness, You Can Only Use Allround Joystick	400
QEP110481	Chin Control Mounting, Link-It To Chin Harness, Large If You Need Switches Mounted On The Harness, You Can Only Use Allround Joystick	400
QEP110483	Chin Control Mounting, Link-It To Manual Chin Boom, Backrest Mount, Right	1300
QEP110484	Chin Control Mounting, Link-It To Manual Chin Boom, Backrest Mount, Left	1300
QEP110485	Chin Control Mounting, Link-It To Power Chin Boom, Backrest Mount, Right	2000
QEP110486	Chin Control Mounting, Link-It To Power Chin Boom, Backrest Mount, Left	2000
QEP110487	Chin Control Mounting, Link-It To Headrest, Swing Away, Left	550
QEP110488	Chin Control Mounting, Link-It To Headrest, Swing Away, Right	550



Link-It Extension Kit

QEP110590	Link-It Extension Kit, Base Module, 100 mm Extension Tube, 5 Cable Clips	100
QEP110591	Link-It Extension Kit, Base Module, 150 mm Extension Tube, 5 Cable Clips	100

Sip 'N Puff For Switch Selection See Section F

£

QEP110510	Sip 'N Puff With Link-It Hardware, Swing Away Mount To The Headrest	880
-----------	---	-----

F – Switches  Select 1 Switch And Mounting Position Accordingly. For A Second Switch Please Use #2 Switch Selection Part. Single Function For Special Input Devices. If You Need Switches Mounted On The Harness, You Can Only Use Allround Joystick 

#1 Switch Selection

QEP110611	#1 Single Switch, Ø 64 mm, Black	100
QEP110612	#1 Single Switch, Ø 64 mm, Red	100
QEP110613	#1 Single Switch, Ø 64 mm, Green	100
QEP110523	#1 Egg Switch – Black	100
QEP110524	#1 MicroLite Switch – Black	140
QEP110651	#1 Single Switch, Ø 30 mm, Black	100
QEP110654	#1 Single Switch, Ø 30 mm, Blue	100
QEP110653	#1 Single Switch, Ø 30 mm, Green	100
QEP110652	#1 Single Switch, Ø 30 mm, Red	100
QEP110655	#1 Single Switch, Ø 30 mm, Yellow	100
QEP110534	#1 Twister Switch – Black	140
QEP110535	#1 Twister Switch – Green	140
QEP110536	#1 Twister Switch – Red	140

#1 Switch Mounting

QEP110560	#1 Switch Mounting, Link-It To The Hand Control Not With HD Allround Joystick Or Space Disk Mount	220
QEP110566	#1 Switch Mounting, Link-It To The Armrest (Opposite Side As The Hand Control) Armrest Rail Mount	130
QEP110561	#1 Switch Mounting, Link-It To The Headrest	160
QEP110563	#1 Switch Mounting, Link-It To The Seat Rail Operated By Knee, If Two Switches Selected, One Mounted On The Right Side, One On The Left	160
QEP110565	#1 Switch Mounting, Link-It To Chin Boom No Left / Right Switch Selection Required	400
QEP110569	#1 Omit Switch Mounting Switches Attached Loose	0

#1 Switch Mounting Location

QEP110572	#1 Switch Mounting Location, Right	0
QEP110571	#1 Switch Mounting Location, Left	0

#1 Satellite Switches Only for Allround Joystick, maximum 2 selectable

QEP110537	#1 Satellite Switch – Black	150
QEP110538	#1 Satellite Switch – Green	150
QEP110539	#1 Satellite Switch – Red	150

#2 Switch Selection

QEP110631	#2 Single Switch, Ø 64 mm, Black	100
QEP110632	#2 Single Switch, Ø 64 mm, Red	100
QEP110633	#2 Single Switch, Ø 64 mm, Green	100
QEP110088	#2 Egg Switch – Black	100
QEP110089	#2 MicroLite Switch – Black	140
QEP110671	#2 Single Switch, Ø 30 mm, Black	100
QEP110674	#2 Single Switch, Ø 30 mm, Blue	100
QEP110673	#2 Single Switch, Ø 30 mm, Green	100
QEP110672	#2 Single Switch, Ø 30 mm, Red	100
QEP110675	#2 Single Switch, Ø 30 mm, Yellow	100
QEP110095	#2 Twister Switch – Black	140
QEP110096	#2 Twister Switch – Green	140
QEP110097	#2 Twister Switch – Red	140

#2 Switch Mounting

QEP110098	#2 Switch Mounting, Link-It To The Hand Control Not With HD Allround Joystick Or Space Disk Mount	220
QEP110099	#2 Switch Mounting, Link-It To The Armrest (Opposite Site As The Hand Control) Armrest Rail Mount	130
QEP110100	#2 Switch Mounting, Link-It To The Headrest	160
QEP110104	#2 Switch Mounting, Link-It To The Seat Rail Knee, If 2 Switches Selected Only Left And Right Mount	160
QEP110105	#2 Switch Mounting, Link-It To Chin Boom No Left / Right Switch Selection Required	400
QEP110106	#2 Omit Switch Mounting Switches Attached Loose	0

#2 Switch Mounting Location

QEP110108	#2 Switch Mounting Location, Right	0
QEP110107	#2 Switch Mounting Location, Left	0

#2 Satellite Switches Only for Allround Joystick, maximum 2 selectable

QEP110111	#2 Satellite Switch – Black	150
QEP110112	#2 Satellite Switch – Green	150
QEP110113	#2 Satellite Switch – Red	150

Multi-Function Switches Used in combination with Assignable Button programming.

QEP110550	Mini 2 Button (Stereo Plug) Attached Loose, When Ordered. No Link-It Fixation Possible	450
QEP110551	Mini 2 Button (Dual Mono Plug) Attached Loose, When Ordered. No Link-It Fixation Possible	450
QEP110552	Mini 4 Button InLine (DB9 Connector) Attached Loose, When Ordered. No Link-It Fixation Possible	600
QEP110554	4-Way Toggle Switched Joystick	600

Accessories

QEP110580	Mono Extension Cable (3.5 mm Jack Socket) (2 m)	110
QEP110581	Stereo Extension Cable (3.5 mm Jack Socket) (2 m)	110
QEP110582	Extension Cable DB9 (1 m)	110
QEP110583	Y-Cable, 2 Female Mono To 1 Male Stereo	110

Safety Devices 

£

QEP090147	Remote Stop Switch (30 m Activation Range, Fit Via OBC Port)	750
-----------	--	-----

Comments For Adaption



Q700 M/ / Q700 F with SEDEO PRO ADVANCED

£

Base Price	00,000.00
Total Of Additional Equipment	
Packaging And Transport	
Exclusive VAT	
VAT	
Total Price	

Date

Signature

Day Month Year