

UK (English)

Date

Company stamp

Folding tilting frame wheelchair

User

End user weight (kg)

Language user manual

Responsible

£ 3835,00

Retail price - VAT not included

Information on end user

End user pathology :

Presence of dystonia or important spasms : YES NO

End user weight (kg):.....Kg

Seat width (LS)

MODEL ADULT

33 36 39 42 45 48

kit to increase seat width (LS + 3cm)

09876 **86,00**

☆ Not mounted Mounted

MODEL JUNIOR

27 30 33 36 39

kit to increase seat width (LS + 3cm)

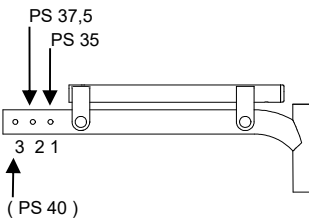
11476 **86,00**

☆ Not mounted Mounted

Seat depth (PS) - adjustable!

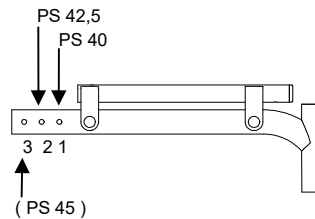
Short frame

35 37,5 40



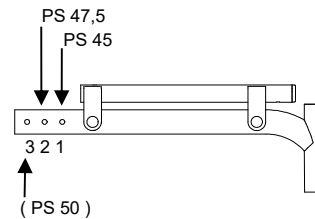
Medium frame

40 42,5 45

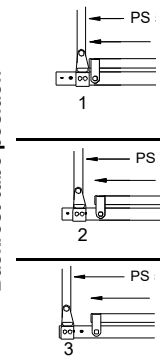


Long frame

45 47,5 50



Backrest tube position



Footplate distance (DP) - (Real distance between seat and footplate)

IMPORTANT NOTICE! From the footplate to the floor minimum 4cm !! (Minimum Front height = DP + 4cm.)

Minimum footplate distance ~22cm

.....(cm) ±0.5cm - adjustment steps 1.5cm

Seat height (parallel to the ground)

Rear wheels

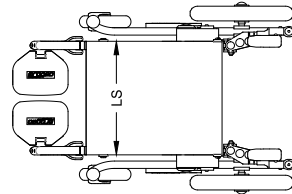
CASTERS 6"	12"	16"	22"	24"
	<input type="checkbox"/> 42 ☆ 43,3 <input type="checkbox"/> 44,5 <input type="checkbox"/> 45,8 <input type="checkbox"/> 47		<input type="checkbox"/> 47 <input type="checkbox"/> 48,3	<input type="checkbox"/> 42 <input type="checkbox"/> 43,3 <input type="checkbox"/> 44,5 <input type="checkbox"/> 45,8 <input type="checkbox"/> 47 <input type="checkbox"/> 48,3

Rear wheels

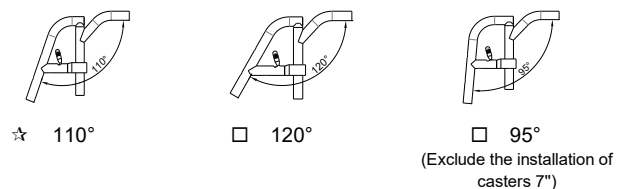
CASTERS 7"	12"	16"	22"	24"
	<input type="checkbox"/> 44,5 <input type="checkbox"/> 45,8 <input type="checkbox"/> 47		<input type="checkbox"/> 47 <input type="checkbox"/> 48,3	<input type="checkbox"/> 44,5 <input type="checkbox"/> 45,8

Front frame

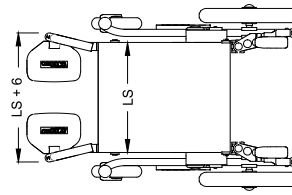
☆ Straight frame (not available for seat width 27)



Front frame, swing away, and removable



Frame with abduction 6cm not available for seat width 42 - 45 - 48 Maximum footplate distance 42

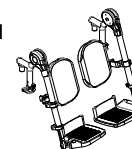


Front frame, swing away, and removable



Elevating front frame, swing away and removable not available for seat width 27 - 30 - 33 Minimum footplate distance 25cm.

Include calf supports and plastic footrest with heel band



09730 **252,00**

Date Order User Address

Frame colour (without extra charge)

- Opaque black Opaque orange AVIO blue - NEW! Pearl white

Frame colour on request

- Bright red Bright fuchsia Bright lime Bright blue china

09729 **252,00**

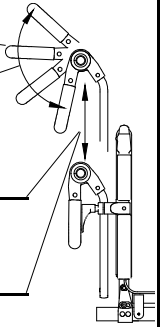
One piece Push handle for companion

One piece Push handle with tilting control - REMOVABLE

adjustable angle

With fixed back(non-folding back) adjustable distance 30+70cm (to the seat)

With folding back backrest adjustable distance 20+60cm (to the seat)



Backrest

☆ Fixed back(non-folding back) adjustable angle from -4° to +12°

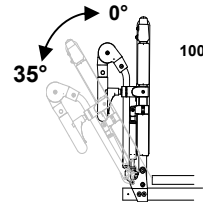
Folding back backrest adjustable angle from -4° to +12°

09728 **275,00**

Reclining backrest (Non-folding back) dynamic reclining with gas spring

10090 **315,00**

The real seat depth, from the front part of the seat cloth to the backrest tube will be 1,5 cm more than the declared one.



Backrest upholstery

☆ WITH NO backrest upholstery, NOR tension adjustment straps

Backrest Height (TS) (std 42cm)

WITH backrest upholstery and tension adjustment straps. Complete with backrest-seat connection cloth.

With fixed back(non-folding back)->minimum height 39cm

Backrest Height (TS) (std 42cm)

04693 **126,00**

Casters

- ☆ 6" Soft
 6" Pneumatic
 7" Soft

Not available with: Front frame 95°

Rear wheels

☆ 12" transit rear wheels - Anti-puncture

- 12" transit rear wheels - Pneumatic
 16" transit rear wheels - Pneumatic
 24" Ultra-light Progeo - Standard!
 22" Ultra-light Progeo - Standard!
 24" Ultra-light "Spinergy LX"
 24" Ultra-light "Spinergy XXL" Black hub and white spokes Hub and spokes black
 24" Ultra-light "Spinergy Flex rim" **Integrated aluminium/rubber handrim**
 24" Off-road (aluminium handrim black)
 12" with brake handles for companion (drum brake) Anti-puncture Pneumatic
 16" with brake handles for companion (drum brake) - Pneumatic
 22" with brake handles for companion (drum brake) (aluminium handrim)
 24" with brake handles for companion (drum brake) (aluminium handrim)

04696 **126,00**
04696 **126,00**
04691 **973,00**
07848 **973,00**
02270 **1.374,00**
04690 **315,00**
04105 **326,00**
04107 **326,00**
03385 **360,00**
03384 **360,00**

Colour rear wheels - To be matched only with:Rear wheels Ultra-light Progeo - Standard!

- | | | | |
|---|--------|-------|--------------|
| ☆ Polished black | 22-24" | | |
| <input type="radio"/> Bright silver | 22-24" | 04692 | 63,00 |
| <input type="radio"/> Bright anthracite | 24" | 04692 | 63,00 |
| <input type="radio"/> Bright orange | 22-24" | 04692 | 63,00 |
| <input type="radio"/> Bright fuchsia | 22-24" | 04692 | 63,00 |
| <input type="radio"/> Bright blue | 22-24" | 04692 | 63,00 |
| <input type="radio"/> Bright red | 22-24" | 04692 | 63,00 |
| <input type="radio"/> Bright lime | 22-24" | 04692 | 63,00 |
| <input type="radio"/> Pearl white | 22-24" | 04692 | 63,00 |

Handrim

Wheel distance ☆ 3 cm 4 cm


- | | | | |
|--|-----------|-------|---------------|
| ☆ Aluminium | (22-24") | | |
| <input type="radio"/> Aluminium black SOFT-TOUCH | (24") | 09170 | 126,00 |
| <input type="radio"/> Chromed Steel | (24") | 01684 | 148,00 |
| <input type="radio"/> Titanium | (24") | 00016 | 275,00 |
| <input type="radio"/> Ultra Grepp | (24") | 00017 | 315,00 |
| <input type="radio"/> Max Grepp | (24") | 00834 | 349,00 |
| <input type="radio"/> Ergo Para | (24") | 00632 | 349,00 |
| <input type="radio"/> TOP FRICTION | (24"-25") | 11023 | 399,00 |
| Oval countour with a rubber insert | | | |
| <input type="radio"/> NOVA H | (24"-25") | 11025 | 263,00 |
| Ergonomic black profile | | | |
| <input type="radio"/> NOVA D | (24"-25") | 11026 | 286,00 |
| Ergonomic profile with rubber coating (ideal for quadriplegics) | | | |
| <input type="radio"/> SURGE LT | (25") | 06427 | 360,00 |
| <input type="radio"/> Quad | (24") | 00693 | 200,00 |
| <input type="radio"/> Silicon cover for standard aluminium handrim | | 04050 | 160,00 |

Date Order User Address


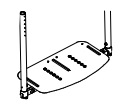
Rear wheel tyre

<input checked="" type="checkbox"/> High pressure tyre	(22-24")			
<input type="checkbox"/> High pressure profile tyre	(24")			
<input type="checkbox"/> Marathon Plus	(24")	with anti-puncture protection	01669	63,00
<input type="checkbox"/> Anti-puncture - Colour Grey	(22")		04181	98,00
<input type="checkbox"/> Anti-puncture - Colour Black	(24")		11083	126,00

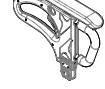

Wheel locks

<input checked="" type="checkbox"/> Bent lever push to lock				
<input type="checkbox"/> Straight lever push to lock				
<input type="checkbox"/> Straight lever pull to lock				
<input type="checkbox"/> Brake with extension lever push to lock			01949	63,00
<input type="checkbox"/> Brake with extension lever pull to lock			03372	63,00

Footplate (Not available with Elevating front frame, swing away and removable)

<input checked="" type="checkbox"/> Plastic footrest, rake adjustable			11525	no list
Minimum footplate distance ~22cm Not available with: Front frame with levating footrest, swing away and removable				
<input type="checkbox"/> One piece aluminium footplate - Flip-up! rake and depth adjustable			09727	126,00
Not available for seat width 27-30 with straight front frame Minimum footplate distance ~21cm Not available with: Front frame with levating footrest, swing away and removable				
	<input type="checkbox"/> Internal	<input checked="" type="checkbox"/> 2/3 Internal	<input type="checkbox"/> 2/3 External	<input type="checkbox"/> External

Removable armrest with ABS mudguard

<input checked="" type="checkbox"/> Desk armrests PROGEO	(Removable and height adjustable)			
<input type="checkbox"/> Removable armrest with ABS straight sideguard	(Removable and height adjustable)			
Real distance between seat and armrest pads (cm) <input type="checkbox"/> 21 <input type="checkbox"/> 23 <input type="checkbox"/> 25 <input checked="" type="checkbox"/> 27 <input type="checkbox"/> 29				







SAFETY

<input type="checkbox"/> 4 points tie-down system rings		08654	189,00
---	---	-------	--------

Accessories

<input type="checkbox"/> Pad for front frame protectors	07058	52,00
<input type="checkbox"/> Removable storage bag (with quick coupling)	09811	126,00

Optional 1

<input checked="" type="checkbox"/> Anti-tipper with rapid hookup	INCLUDED ON THE BASIC PRICE	(inside rotation to reduce the encumbrance)		
<input type="checkbox"/> Super Head rest		(Folding with the wheelchair)		11477 455,00
<input type="checkbox"/> Transit wheels				00836 148,00
<input type="checkbox"/> Tipping aid	<input type="checkbox"/> Right			00025 74,00
	<input type="checkbox"/> Left			01046 74,00
<input type="checkbox"/> Crutches support	<input type="checkbox"/> Right			00838 74,00
	<input type="checkbox"/> Left			00837 74,00

Optional 2

<input type="checkbox"/> Harness	04103	126,00	
<input type="checkbox"/> Safety pelvic belt	03972	63,00	
<input type="checkbox"/> Tray table (removable)	00508	275,00	
<input type="checkbox"/> Lumbar support	(to insert in the backrest upholstery)	00013	40,00
<input type="checkbox"/> Spoke guards Black	(22-24")	01043	148,00
<input type="checkbox"/> Spoke guards Transparent	(22-24")	00835	148,00
<input type="checkbox"/> Spoke guards Progeo design	(22-24")	00019	177,00
<input type="checkbox"/> Spoke guards Dragon	(22-24")	02106	177,00

Date Order User Address

PHYSIO - Std. Backrest upholstery not provided

Removable with quick release
 Suitable for tubes with diameter 18÷26mm
 Depth adjustment (4cm)
 Angle adjustment (±18°)

Posture backrest KID JUNIOR VERSION

- KID** Aluminum shell

WARNING: with this backrest the seat depth is reduced by 5 cm approx.

BACKREST HEIGHT	29	34	40	1.013,00
Shell's shape 3,5 cm	Lateral retaining wing B=regular			
	R	R	R	

Posture backrest ADULT VERSION

- AIR** Carbon shell
not available for seat width 27 - 30

BACKREST HEIGHT	28	34	40	1.047,00	
Shell's shape 7,5 cm	Lateral retaining wing A=high - R=regular				
	A	R	A		R

- POSTURE** Aluminum shell
not available for seat width 27 - 30

BACKREST HEIGHT	34	40	52	1.013,00
Shell's shape 7,5 cm	Lateral retaining wing B=regular			
	R	R	R	

Configuration DEEP with side support PAD (height adjustable)

- Aluminum lateral with padded, breathable upholstery.



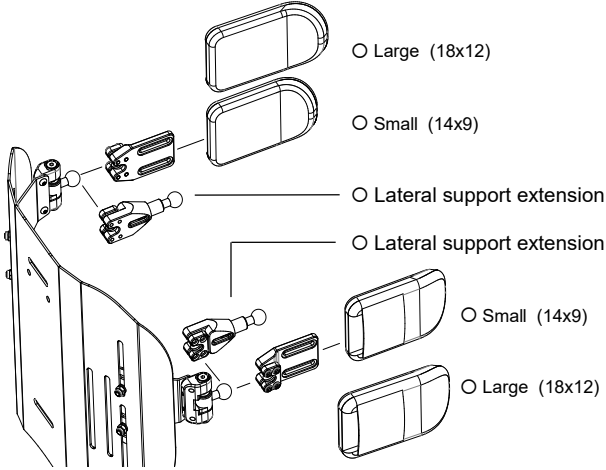
Small (h 13cm)	Large (h 20cm)
<input type="checkbox"/> Right 10272	<input type="checkbox"/> Right 10273
29,00	40,00
<input type="checkbox"/> Left 10272	<input type="checkbox"/> Left 10273
29,00	40,00

Date Order User Address

Accessories

KID AIR POSTURE

SWING AWAY - Lateral support
 Not available for backrest Physio AIR carbon shell
 Fixing and adjustment hardware complete with protection sleeve
 Alluminum lateral with padded, breathable upholstery.



Large (18x12)

05647 183,00

Small (14x9)

05643 183,00

Lateral support extension

Quantity (number pcs).....

10271 69,00

Lateral support extension

Quantity (number pcs).....

Small (14x9)

05642 183,00

Large (18x12)

05646 183,00

Headrest adjustable - Double ball mounting system
 Not available for backrest Physio AIR carbon shell

Large (34x14)

05648 252,00

Small (28x14)



Permobil Limited Unit 7, Polaris Centre, 41 Brownfields, Welwyn Garden City, Herts, AL7 1AN United Kingdom - Phone: +44 1484 722888

customer_support_uk@permobil.com - https://www.permobil.com/en-gb