

Fitting / Order form

Prices valid from: 10/4/2023

Dealer information	
Customer (name / code)	/
Contact	
Address	
Post code / City	/
Phone / Fax	/
Delivery address	
Name	/
Address	
Post code / City	/
Phone	
E-mail	
Your reference	
Your order number	

TiLite TR



Fitting date	User weight
Fitting date (dd-mm-yyyy)	kg

<input checked="" type="checkbox"/>	Required choice
<input type="checkbox"/> / <input type="radio"/>	Optional choice
<input checked="" type="checkbox"/> / <input type="radio"/>	Default required option

	Price		
code	excl VAT	incl VAT	

FRAME STYLE		
TRFS1	<input type="checkbox"/> TILITE TR SERIES 3 <i>(Minimal Adjustability, 265 Pound (120 kg)Weight Limit)</i>	3530.00
TRQST1	<input type="checkbox"/> Q'STRAIT ADAPTABLE FRAME <i>(350 Pound (158 kg) Weight Limit. No charge when 20" Rear Seat Width A and 20" Seat Depth B are selected. Includes Tension Adjustable by Straps Back Upholstery. Requires Folding Aluminum Adjustable Height Backrest, Billet Aluminum Front Wheels, Shadow or Spinergy SPOX Rear Wheels. LX Rear Wheels. only available with 0 or 2 degree camber. Not available with Slipstream Fork, Velcro Adjustable Upholstery, Open Loop Footrest, V-Front Taper or Glide™ Forks.)</i>	371.00
TRRRF1	<input type="checkbox"/> FRAME, REINFORCED <i>(No charge when 20" Rear Seat Width and 20" Seat Depth or Heavy Duty is selected.)</i>	289.00

LANGUAGE USER MANUAL	
Language	Choose ▼

FRAME FINISHES		
TRFF1	<input type="checkbox"/> TITANIUM - SATIN FINISH <i>(Available with Titanium Frame only.)</i>	0.00
TRSCBT1	<input type="checkbox"/> BUFFING PADS SATIN FINISH	
TRFF3	<input type="checkbox"/> TATTOO ON TITANIUM AND ALUMINIUM FRAME <i>(Tattoos on front frame tubes. Titanium frame finished in Satin. Tattoos will be trimmed and adjusted to fit your frame.)</i>	295.00
TRFF44	<input type="checkbox"/> TATTOO FLOWER GARDEN	0.00
TRFF45	<input type="checkbox"/> TATTOO NEED FOR SPEED	0.00
TRFF43	<input type="checkbox"/> TATTOO MOSAIC	0.00



COLOR			
High Gloss Paint	<input type="checkbox"/> TRTFF8 HIGH GLOSS BLACK	<input type="checkbox"/> TRTFF10 TILITE RED	<input type="checkbox"/> TRTFF29 NEON PINK
Metallin Paint	<input type="checkbox"/> TRTFF14 OCEAN BLUE METALLIC	<input type="checkbox"/> TRTFF15 TANGERINE METALLIC	<input type="checkbox"/> TRTFF29 ACID GREEN METALLIC
Pearlescent Paint	<input type="checkbox"/> TRTFF17 MIDNIGHT BLUE PEARL	<input type="checkbox"/> TRTFF18 WHITE PEARL	
Matte Paint	<input type="checkbox"/> TRTFF19 BLACK LAVA	<input type="checkbox"/> TRTFF27 TITANIUM GRAY	

Candy Paint TRTFF22 RUBY RED TRTFF23 AZURE BLUE TRTFF29 ELECTRIC PLUM

Matte texture Paint TRTFF40 HYPER BLUE TRTFF41 FLAME ORANGE TRTFF29 OD GREEN

COLOR ANODIZE PACKAGE

(Color Anodize Package includes: Caster Mount, Caster Fork, and Caster Caps. If no anodize color is selected, the default will be black.)

TRANO1	<input type="radio"/>	COLOR ANODIZE PACKAGE- BLACK	0.00
TRANO12	<input type="radio"/>	COLOR ANODIZE PACKAGE- GOLD	46.00
TRANO15	<input type="radio"/>	COLOR ANODIZE PACKAGE- GREEN	46.00
TRANO13	<input type="radio"/>	COLOR ANODIZE PACKAGE- PURPLE	46.00
TRANO14	<input type="radio"/>	COLOR ANODIZE PACKAGE- ORANGE	46.00
TRANO10	<input type="radio"/>	COLOR ANODIZE PACKAGE- BLUE	46.00
TRANO11	<input type="radio"/>	COLOR ANODIZE PACKAGE- RED	46.00

TiFit: TAILORED INDIVIDUALIZED FRAME

REAR SEAT WIDTH (A)

Measure from outside of seat tube at back post to the outside of the opposite seat tube at back post to the outside of the opposite seat tube at back post.

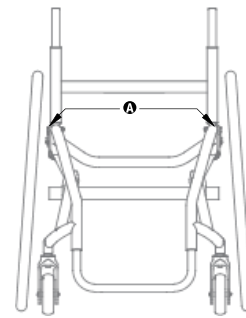
TRSW1-12	<input type="radio"/>	SEAT WIDTH 12"	<input checked="" type="radio"/>	13"	<input type="radio"/>	14"	<input type="radio"/>	15"	<input type="radio"/>	16"	<input type="radio"/>	17"	<input type="radio"/>	18"	<input type="radio"/>	19"	0.00
TRSW2	<input type="radio"/>	SEAT WIDTH 20"														421.00	

(> 20" size available through CMD)

FRONT SEAT WIDTH (SEAT TAPER) (T)

Measure from inside of front frame tube to inside of opposite front frame tube. (Required with V-Front End (V). Not Available with Standard Front End (I))

TRFSW1	<input type="checkbox"/>	FRONT SEAT WIDTH- NO TAPER	0.00
TRFSW2	<input type="checkbox"/>	FRONT SEAT WIDTH- 1" TAPER (3" Narrower than Rear Seat Width A. Includes Tension Adjustable by Straps Seat Upholstery.)	240.00
TRFSW4	<input type="checkbox"/>	FRONT SEAT WIDTH- 2" TAPER (4" Narrower than Rear Seat Width A. Includes Tension Adjustable by Straps Seat Upholstery.)	240.00

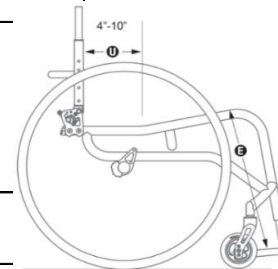


SEAT DEPTH (B)

Measure from front of back post to the front edge of seat sling. Frame bend will start .5" in front of seat sling unless Custom Frame Depth is specified, or the combination of specifications affect the rolling dynamics of the chair.

TRSD1-12	<input type="radio"/>	SEAT DEPTH 12"	<input type="radio"/>	13"	<input type="radio"/>	14"	<input type="radio"/>	15"	<input type="radio"/>	16"	<input type="radio"/>	17"	<input type="radio"/>	18"	<input type="radio"/>	19"	0.00
TRSD2	<input type="radio"/>	SEAT DEPTH 20"														444.00	

(Custom seat depth available through CMD)



ERGONOMIC SEAT (U)

Measure from front of back post to beginning of upward bend of seat tube.

TRERG1-5	<input type="radio"/>	ERGONOMIC SEAT 5"	<input type="radio"/>	6"	<input type="radio"/>	7"	<input type="radio"/>	8"	<input type="radio"/>	9"						350.00
----------	-----------------------	-------------------	-----------------------	----	-----------------------	----	-----------------------	----	-----------------------	----	--	--	--	--	--	--------

(Not available with Tension Adjustable Bolt On Seat Upholstery)

FRONT SEAT HEIGHT (C)

Measure from floor to top of seat tube at front edge of seat sling

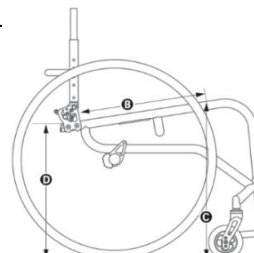
TRFSH1-15	<input type="radio"/>	FRONT SEAT HIGHT 15"	<input type="radio"/>	15.5"	<input type="radio"/>	16"	<input type="radio"/>	16.5"	<input type="radio"/>	17"	<input type="radio"/>	17.5"	<input type="radio"/>	18"				0.00
			<input type="radio"/>	18.5"	<input type="radio"/>	19"	<input type="radio"/>	19.5"	<input type="radio"/>	20"	<input type="radio"/>	20.5"	<input type="radio"/>	21"				

REAR SEAT HEIGHT (D)

Measure from floor to top of seat tube at back post.

TRRSH1-12.5	<input type="radio"/>	12.5"	<input type="radio"/>	14.5"	<input type="radio"/>	16.5"	<input type="radio"/>	18.5"								0.00	
		<input type="radio"/>	13"	<input type="radio"/>	15"	<input type="radio"/>	17."	<input type="radio"/>	19"								
		<input type="radio"/>	13.5"	<input type="radio"/>	15.5"	<input type="radio"/>	17.5"	<input type="radio"/>	19.5"								
		<input type="radio"/>	14"	<input type="radio"/>	16"	<input type="radio"/>	18."	<input type="radio"/>	20"								

Rear wheel size	Rear seat height
20"	12.5"-20"
22"	13.5"-20"
24"	14.5"-20"



	25"	15.0"-20"	
	26"	15.5"-20"	

FRONT ANGLE or OVERALL FRAME LENGTH

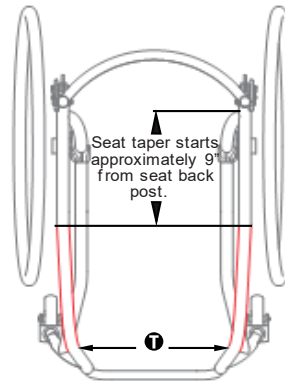
Select one. If Overall Frame Length is selected, front angle will be bent to achieve requested length.

TRFA1-70	<input type="radio"/>	FRONT ANGLE 70°		0.00
TRFA1-75	<input type="radio"/>	FRONT ANGLE 75°		0.00
TRFA1-80	<input type="radio"/>	FRONT ANGLE 80°		0.00
TRFA1-85	<input type="radio"/>	FRONT ANGLE 85°	(L) Measure from frame front to floor. (Not available with 6" Front Wheels.)	0.00
TRFA1-90	<input type="radio"/>	FRONT ANGLE 90°	(Not available with 5" or 6" Front Wheels.)	0.00
TRFA2	<input type="radio"/>	OVERALL FRAME LENGTH	M= <input type="text"/> mm (Measure from front of backrest to Front Edge of Footrest.)	0.00

SEAT TO FOOTREST (E)

Measure from front edge of seat sling to top rear of footrest.

STFR-xxx	<input type="checkbox"/>	STANDARD FOOTREST		0.00				
			Measurement must be at least 2" shorter than Front Seat Height (C).					
	<input type="radio"/>	13.5"	<input type="radio"/>	15"	<input type="radio"/>	16.5"	<input type="radio"/>	18."
	<input type="radio"/>	14"	<input type="radio"/>	15.5"	<input type="radio"/>	17."	<input type="radio"/>	18.5"
	<input type="radio"/>	14.5"	<input type="radio"/>	16"	<input type="radio"/>	17.5"	<input type="radio"/>	19"
TRFTR3	<input type="checkbox"/>	FOOTREST ANGLE ADJUSTABLE		0.00				
TRFTR1	<input type="checkbox"/>	FOOTREST TITANIUM WITH FLAT ABS COVER		166.00				
TRFTR2	<input type="checkbox"/>	FOOTREST TITANIUM OPEN LOOP		213.00				
TRFTR12	<input type="checkbox"/>	FOOTREST FLIP-BACK		183.00				
STFR-xxx	<input type="checkbox"/>	HIGH MOUNTED FOOTREST						
			Measurement must be at least 2" shorter than Front Seat Height (C).					
STFR-S	<input type="radio"/>	7" - 9"	Set at: <input type="text"/> mm	0.00				
STFR-M	<input type="radio"/>	9" - 11"	Set at: <input type="text"/> mm					
STFR-L	<input type="radio"/>	11" - 13"	Set at: <input type="text"/> mm					
TRFTR4	<input type="checkbox"/>	FOOTREST ANGLE ADJUSTABLE HIGH MOUNT		86.00				



FOOTREST WIDTH (I) or (V)

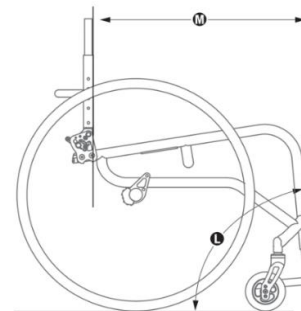
Select either a Standard Front End (I) if no Seat Taper (T) is selected or a V-Front End (V) if a Seat Taper (T) is selected

STANDARD FRONT END (I)

Find your Rear Seat Width (A) in the Chart below and select one of the options to the right. Measure from inside of front frame tube to inside of opposite front frame tube.

TRFE1-0	<input type="checkbox"/>	STANDARD FRONT END NO TAPER		0.00
---------	--------------------------	-----------------------------	--	------

REAR SEAT WIDTH (Outside measurement)	No Taper (2" Narrower than rear seat width)	2" Taper (4" Narrower than rear seat width)	4" Taper (6" Narrower than rear seat width)
12"	<input type="radio"/> 10"	<input type="radio"/> 8"	
13"	<input type="radio"/> 11"	<input type="radio"/> 9"	
14"	<input type="radio"/> 12"	<input type="radio"/> 10"	<input type="radio"/> 8"
15"	<input type="radio"/> 13"	<input type="radio"/> 11"	<input type="radio"/> 9"
16"	<input type="radio"/> 14"	<input type="radio"/> 12"	<input type="radio"/> 10"
17"	<input type="radio"/> 15"	<input type="radio"/> 13"	<input type="radio"/> 11"
18"	<input type="radio"/> 16"	<input type="radio"/> 14"	<input type="radio"/> 12"
19"	<input type="radio"/> 17"	<input type="radio"/> 15"	<input type="radio"/> 13"
20"	<input type="radio"/> 18"	<input type="radio"/> 16"	<input type="radio"/> 14"



V-FRONT END (V)

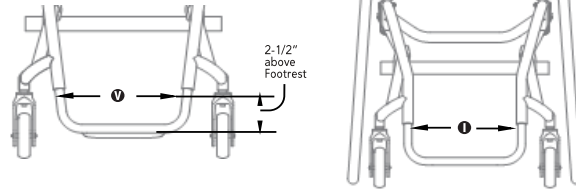
Measure from inside of front frame tube to inside of opposite front frame tube 2-1/2" above footrest. (Titanium Footrests have 1" of adjustment up and down. Not available with Ergonomic Seat frames.)

TRFE2-9

FOOTREST FRONT END WIDTH-V 9"

○ 10" ○ 11" ○ 12" ○ 13" ○ 14" ○ 15"

98.00



BACKREST UPHOLSTERY

(Want more seating options? Click here to view the new TiLite Seating Order Form.)

TRBUP2

BACK UPHOLSTERY VELCRO ADJUSTABLE
(Not available with Fold-Down Push Handles.)

0.00

Tension Adjustable by Straps

(Required with Fold-Down Push Handles.)

TRBUP3

BACK UPHOLSTERY STRAPS TENSION ADJUSTABLE

94.00

TRBUP5

UPHOLSTERY AIR BREATHABLE
(Not available with Ultrasuede Backrest Stripe.)

166.00

TRUPC3-BL

UPHOLSTERY BACKREST STRIPE ULTRASUEDE BLACK

89.00

TRBUP0

WITHOUT BACK UPHOLSTERY

0.00

SEAT BACK TYPE/PUSH HANDLES/SEAT BACK HEIGHT (F)

Measure from top of back post to top of seat tube at rear of frame.

TRSB1

FOLDING ALUMINUM ADJUSTABLE HEIGHT SEAT BACK
(Required for Heavy Duty Frame)

0.00

TRSB2

FOLDING TITANIUM ADJUSTABLE HEIGHT SEAT BACK
(Titanium back will match Frame Finish. Not available with Bolt-On Push Handles.)

166.00

TRSB15

SEAT BACK, NON-FOLDING, FIXED-HEIGHT TITANIUM
(Titanium back will match Frame Finish. Not available with Push Handles.)

240.00

TISHAFT™ BACK RELEASE BARS

(Not available with Non-Folding, Fixed Height Titanium Back.)

TRSB3

BACK RELEASE BAR ALUMINUM TISHAFT

0.00

TRSB5

BACK RELEASE BAR CARBON FIBER

59.00

PUSH HANDLES (select above)

TRSB6

PUSH HANDLES INTEGRATED

0.00

TRSB7

PUSH HANDLES INTEGRATED FOLD-DOWN
(Requires Tension Adjustable by Straps Back Upholstery.)

98.00

TRSB8

PUSH HANDLES BOLT ON
(Includes 4" Deep Backrest Rigidizer Bar. Not available with Ti Back.)

166.00

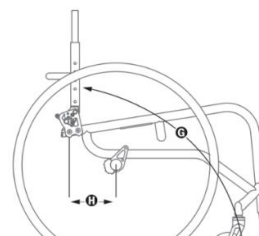
TRSB9

PUSH HANDLES BOLT ON HEIGHT ADJUSTABLE
(Includes 4" Deep Backrest Rigidizer Bar. Not available with Ti Back.)

285.00

FOLDING SEAT BACK HEIGHT (F) (TRSB1 and TRSB2)

PUSH HANDLES (select above)	Short	Medium	Tall	use 0.5" increments
None/Bolt on	9.5"-12.5"	13.5"-17.5"	17"-21.5"	Set at:
Integrated	11.5"-13.5"	14.5"-17.5"	18.5"-21.5"	Set at:
Integated fold down	14"-16.5"	15"-19.5"	19.5"-22"	Set at:





NON-FOLDING, FIXED-HEIGHT (F) TITANIUM SEAT BACK

with New Rounded Rigidizer Bar

(Titanium back will match Frame Finish. Required for fixed Side Guards. Not available with Swing Away Tubular or Swing Away - Flip Back Tubular Armrests and Integrated Push Handles, Integrated Fold-Down Push Handles or Bolt-On Height Adjustable Push Handles.)

Height 5" to 20" in 0.5" steps

Set at:

AVAILABLE ON ALL BACKS

TRSB11 BACKREST THAT LOCKS IN FOLDED POSITION 0.00
(Requires Tension Adjustable by Straps Back Upholstery.)

TRSB19 4" DEEP BACKREST RIGIDIZER BAR 0.00
(Requires Tension Adjustable by Straps Back Upholstery.)

SEAT BACK ANGLE (G)

Measure angle from front of back post to floor.

TRSB3-80 SEAT BACK ANGLE FOR NON-FOLDING BACK 80° 0.00
 83° 89° 95° 101°
 86° 92° 98°

TRSB3-80 SEAT BACK ANGLE FOR NON-FOLDING BACK 80° 0.00
 81° 85° 89° 93° 97° 101°
 82° 86° 90° 94° 98°
 83° 87° 91° 95° 99°
 84° 88° 92° 96° 100°

CENTER OF GRAVITY (H)

Measure from front of back post at the seat tube to the center of the rear axle. If no center of gravity is selected, chair will ship with the center of gravity in the rearward-most position.

TRCOG1-1 CENTER OF GRAVITY 1" 0.00
 1.25" 2.25" 3.25" 4.25"
 1.5" 2.5" 3.5" 4.5"
 1.75" 2.75" 3.75" 4.75"
 2" 3" 4" 5"

REAR WHEEL SPACING (J) / PLUGS

Measure from outside of seat back post to inside of rear tire. TRA 0.75" Rear Wheel Spacing not available with 0° or 2° Camber K. Ergonomic Seat selection may limit available center of gravity.

TRRWS1-0.75 REAR WHEEL SPACING 0.75" 1" 1.25" 0.00

TRCBR12 CAMBER PLUGS - ADJ REAR WHEEL 0.00

TRCBR9 SPACERS TO INCREASE REARWHEEL SPACING, ADDITIONAL 0.00

TRCBR11 CAMBER PLUGS 2°, 4°, OR 6° ZERO PLAY ALUMINUM 0.00
(Not available with Power Adaptable Frame or more than 6° of Camber K.)

SEAT UPHOLSTERY

TRSUP1 TENSION ADJUSTABLE BOLT ON SEAT UPHOLSTERY 0.00
(Not available with Ergonomic Seat or Tapered Seat T. Black only.)

TRSUP2 TENSION ADJUSTABLE BY STRAPS SEAT UPHOLSTERY 145.00
(Standard with Ergonomic Seat and Front Seat Width (Seat Taper) T of 1", 2" or 3". Black upholstery only.)

TRSUP8 SOLID SEAT, ALUMINUM 240.00
(Not available with 10" or 11" Rear Seat Width A, Ergonomic Seat U requires CMD 016)

TRSUP0 WITHOUT SEAT UPHOLSTERY 0.00

CAMBER (K) / CAMBER TUBES

TRCBBR1-0	<input type="radio"/> 0° CAMBER <input type="radio"/> 2° <input type="radio"/> 4° <input type="radio"/> 6°	0.00
(8° of Camber K may be available through our Creative Mobility Division.)		
TRCBBR15	<input type="checkbox"/> CAMBER TUBE ALUMINIUM	0.00
TRCBBR3	<input type="checkbox"/> CAMBER TUBE TITANIUM (Not available with Power Adaptable Frame.)	166.00

CUSTOM CONFIGURATION OPTIONS
FRONT WHEELS

TRFW24	<input type="checkbox"/> 3"X1.5" LITESPEED BILLETALU WHEEL W/SOFT ROLLTIRE <input type="checkbox"/> SILVER HUB <input type="checkbox"/> BLACK HUB	148.00
TRFW14	<input type="checkbox"/> 4"X.75" PLASTIC WHEEL W/POLY TIRE (Not available with Slipstream Fork or Power Adaptable Frame.)	0.00
TRFW3	<input type="checkbox"/> 4"X.75" LIGHT-UP MICRO-CASTER (Not available with Slipstream Fork or Power Adaptable Frame.)	69.00
TRFW26	<input type="checkbox"/> 4"X1.5" LITESPEED PLASTIC WHEEL W/SOFT ROLL TIRE (Not available with Power Assist, Power Add-on System or Heavy Duty Frame.)	81.00
TRFW27	<input type="checkbox"/> 4"X1.5" LITESPEED BILLETALU WHEEL W/SOFT ROLLTIRE <input type="checkbox"/> SILVER HUB <input type="checkbox"/> BLACK HUB	157.00
TRFW6	<input type="checkbox"/> 5"X1" PLASTIC WHEEL W/POLY TIRE (Not available with 90° Front Angle L, Slipstream Fork or Power Adaptable Frame.)	0.00
TRFW28	<input type="checkbox"/> 5"X1.5" LITESPEED PLASTIC WHEEL W/SOFT ROLL TIRE (Not available with 90° Front Angle L or Power Adaptable Frame.)	81.00
TRFW30	<input type="checkbox"/> 5"X1.5" LITESPEED BILLETALU WHEEL W/SOFT ROLLTIRE <input type="checkbox"/> SILVER HUB <input type="checkbox"/> BLACK HUB (Not available with 90° Front Angle L.)	174.00
TRFW9	<input type="checkbox"/> 6"X1" PLASTIC WHEEL W/POLY TIRE (Not available with 85° or 90° Front Angle L, Slipstream Fork or Power Adaptable Frame.)	0.00
TRFW32	<input type="checkbox"/> 6"X1.5" LITESPEED PLASTIC WHEEL W/SOFT ROLL TIRE (Not available with 85° or 90° Front Angle L, Slipstream Fork or Power Adaptable Frame.)	86.00
TRFW33	<input type="checkbox"/> 6"X1.5" LITESPEED BILLETALU WHEEL W/SOFT ROLLTIRE <input type="checkbox"/> SILVER HUB <input type="checkbox"/> BLACK HUB (Not available with 85° or 90° Front Angle L or Slipstream Fork.)	183.00

PRECISION LOCK FRONT FORKS

TRFK1	<input type="checkbox"/> FORK, STANDARD TILITE	0.00
TRFK2	<input type="checkbox"/> FORK, SLIPSTREAM SINGLE-SIDED TILITE (Not available with Power Adaptable Frame.)	166.00
TRGL1	<input type="checkbox"/> OUT-FRONT GLIDE® SUSPENSION FORKS USER WEIGHT <input type="checkbox"/> > 56kg <input type="checkbox"/> 56kg-81kg <input type="checkbox"/> 81kg-120kg (Black anodize only. Not available with Heavy Duty Frame.)	410.00
TRTFS1	<input type="checkbox"/> FORK STEMS TITANIUM	46.00

STANDARD REAR WHEELS		
TRRW14-20	<input type="radio"/> WHEELS REAR 20" TILITE SHADOW <i>25" and 26" require 15" minimum Seat depth (B)</i>	<input type="radio"/> 22" <input type="radio"/> 24" <input type="radio"/> 25" <input type="radio"/> 26" 0.00
PERFORMANCE REAR WHEELS		
<i>(See Rear Seat Height Ranges Chart for Rear Seat Height D limitations.)</i>		
TRRW7-22	<input type="radio"/> WHEELS REAR SPINERGY SPOX 22" Spinergy SPOX <input type="checkbox"/> RED <input type="checkbox"/> BLACK <input type="checkbox"/> BLUE <input type="checkbox"/> WHITE <i>25" and 26" require 15" minimum Seat depth (B)</i>	<input type="radio"/> 24" <input type="radio"/> 25" <input type="radio"/> 26" 493.00
TRRW8-22	<input type="radio"/> WHEELS REAR SPINERGY LX 22" <i>25" and 26" require 15" minimum Seat depth (B)</i>	<input type="radio"/> 24" <input type="radio"/> 25" <input type="radio"/> 26" 719.00
	<input type="radio"/> BLACK <input type="radio"/> RED <input type="radio"/> BLUE <input type="radio"/> WHITE <input type="radio"/> BRIGHT ORANGE <input type="radio"/> FLAMINGO PINK <input type="radio"/> PURPLE	
TRRW9-22	<input type="radio"/> 22" (501) SPINERGY DESIGN LAB LX <i>25" and 26" require 15" minimum Seat depth (B)</i>	<input type="radio"/> 24" <input type="radio"/> 25" <input type="radio"/> 26" 719.00
	<input type="radio"/> BLACK <input type="radio"/> RED <input type="radio"/> BLUE <input type="radio"/> WHITE <input type="radio"/> BRIGHT ORANGE <input type="radio"/> FLAMINGO PINK <input type="radio"/> PURPLE <i>(If same color is selected, anodized hubs and rims match color anodized package on page 1. Available with black spokes only.)</i>	
TRRW16-24	<input type="radio"/> WHEELS REAR 24" CARBON BLADE <i>(Not available with Heavy Duty Frame, 25" requires 15" minimum Seat depth (B))</i>	<input type="radio"/> 25" 1091.00
TRRW17-20	<input type="radio"/> WHEELS REAR 20" SKYWAY® MAGS <i>(Not available with Heavy Duty Frame, Short Tabs, Quad Release Axles, Spoke Guards or Omit Handrims Option. Requires Aluminum Silver Anodized Handrims.)</i>	<input type="radio"/> 22" <input type="radio"/> 24" 94.00
AXLES		
TRAXL1	<input type="checkbox"/> AXLE QUICK RELEASE STAINLESS	0.00
TRAXL2	<input type="checkbox"/> AXLE QUICK RELEASE TITANIUM	213.00
TRAXL3	<input type="checkbox"/> AXLE QUAD RELEASE <i>(Not available with Mag or 26"(590) Spinergy Spox or LX Rear Wheels.)</i>	131.00
PNEUMATIC REAR TIRES		
TRRTR1	<input type="checkbox"/> TIRES REAR 22", 24" OR 26" TREADED	0.00
TRRTR2	<input type="checkbox"/> TIRES REAR 22", 24" OR 26" TREADED, AIRLESS INSERT <i>(Not available with Spinergy Carbon Blade Rear Wheels.)</i>	81.00
TRRTR31	<input type="checkbox"/> MBL SPEEDLITE (PNEUMATIC)	0.00
TRRTR30	<input type="checkbox"/> TIRES REAR 24", 25" OR 26" PRIMO SENTINEL PNEUMATIC	111.00
TRRTR8	<input type="checkbox"/> TIRES REAR 24" 25" OR 26" SCHWALBE MARATHON+ EVOL.	89.00
TRRTR24	<input type="checkbox"/> TIRES REAR, KENDA KOBRA KNOBBY	69.00
SOLID REAR TIRES		
<i>(Not available with Spinergy Carbon Blade Rear Wheels.)</i>		
TRRTR22	<input type="checkbox"/> TIRES REAR, SOLID, PRIMOEXPRESS	94.00
TRRTR23	<input type="checkbox"/> TIRES REAR, SOLID, PRIMOACTIVE	114.00

HANDRIMS

Handrims by OUT-FRONT®

TRRIM1	<input type="checkbox"/>	ALUMINUM- SILVER ANODIZED	0.00
TRRIM21	<input type="checkbox"/>	ALUMINUM- BLACK ANODIZED <i>(Not available with 20"(451) Rear Wheels.)</i>	46.00
TRRIM12	<input type="checkbox"/>	TITANIUM- SATIN FINISH <i>(Not available with 20"(451) or 22"(501) Rear Wheels, or 24"(540) Knobby tires.)</i>	388.00
TRRIM10	<input type="checkbox"/>	THE SURGE™ BY OUT-FRONT, ALL-IN-1 OVAL, L PROFILE <i>(Not available with 20"(451) Rear Wheels.)</i>	312.00
TRRIM11	<input type="checkbox"/>	THE SURGE™ LT BY OUT-FRONT ALL-IN-1 OVAL S PROFILE <i>(Not available with 20"(451) Rear Wheels.)</i>	337.00
TRRIM20	<input type="checkbox"/>	Q-GRIP HANDRIM <i>(Not available with 20"(451)Rear Wheels.)</i>	285.00

The Natural-Fit® (Original, Larger Profile)

(Not available with 20"(451) Rear Wheels.)

TRRIM14	<input type="checkbox"/>	NATURAL-FIT® BY OUT-FRONT - STANDARD GRIP <i>(Not available with Short Tabs or Spinegy Carbon Blade Rear Wheels)</i>	302.00
TRRIM15	<input type="checkbox"/>	NATURAL-FIT® BY OUT-FRONT - SUPER GRIP <i>(Not available with Short Tabs or Spinegy Carbon Blade Rear Wheels.)</i>	341.00
TRRIM16	<input type="checkbox"/>	NATURAL-FIT® BY OUT-FRONT - WITHOUT THUMB GRIP	282.00

The Natural-Fit® LT (Reduced Weight, Smaller Profile)

(Not available with 20"(451) Rear Wheels.)

TRRIM17	<input type="checkbox"/>	NATURAL-FIT® LT BY OUT-FRONT - STANDARD GRIP <i>(Not available with Short Tabs or Spinegy Carbon Blade Rear Wheels.)</i>	328.00
TRRIM18	<input type="checkbox"/>	NATURAL-FIT® LT BY OUT-FRONT - SUPER GRIP <i>(Not available with Short Tabs or Spinegy Carbon Blade Rear Wheels.)</i>	371.00
TRRIM19	<input type="checkbox"/>	NATURAL-FIT® LT BY OUT-FRONT - WITHOUT THUMB GRIP	306.00

Additional handrim options

TRRIM5	<input type="checkbox"/>	PLASTIC COATED- BLACK	111.00
--------	--------------------------	-----------------------	--------

Tab length

TRRIM7	<input type="checkbox"/>	HANDRIM TAB LENGTH- LONGTABS	0.00
TRRIM8	<input type="checkbox"/>	HANDRIM TAB LENGTH- SHORT TABS <i>(Not available with Mag Rear Wheels or The Natural-Fit® Handrims with Thumb Grip.)</i>	17.00

WHEEL LOCKS

Wheel locks by OUT FRONT

TRWLK7	<input type="checkbox"/>	COMPACT COMPOSITE PUSH TO LOCK WHEEL BY OUT-FRONT <i>(Available with .75" to 1.5" Rear Wheel Spacing J only.)</i>	0.00
TRWLK8	<input type="checkbox"/>	COMPACT COMPOSITE PULL TO LOCK WHEEL BY OUT-FRONT <i>(Available with .75" to 1.5" Rear Wheel Spacing J only.)</i>	0.00
TRWLK10	<input type="checkbox"/>	EXTENSION HANDLES FOR COMPACT COMPOSITE PUSH/PULL	76.00

Additional wheel locks

TRWLK11	<input type="checkbox"/>	MBL COMPOSITE SCISSOR LOCK	124.00
TRWLK3	<input type="checkbox"/>	WHEEL LOCK UNI-LOCK <input type="checkbox"/> Push <input type="checkbox"/> Pull	140.00
TRWLK4	<input type="checkbox"/>	EXTENSION HANDLES FOR UNI-LOCK	76.00
TRWLK15	<input type="checkbox"/>	GRADE AIDS PUSH TO LOCK <i>(Not available with solid rear tires)</i>	154.00

SIDE GUARDS

Aluminium

TRSDG2-S	<input type="checkbox"/>	SIDE GUARDS ALUMINUM, RIGID, REMOVABLE, SMALL	166.00
		<input type="checkbox"/> Small <input type="checkbox"/> Std	
TRSDG3-S	<input type="checkbox"/>	SIDE GUARDS ALU, QUAD REMOVABLE W/ HOLE SMALL	174.00
		<input type="checkbox"/> Small <input type="checkbox"/> Std	
TRSDG4-S	<input type="checkbox"/>	SIDE GUARDS ALUMINUM, FOLD DOWN RIGID, SMALL	285.00
		<input type="checkbox"/> Small <input type="checkbox"/> Std	
		<i>(Not available with Ergonomic Seat.)</i>	
TRSDG6	<input type="checkbox"/>	SIDE GUARDS ALUMINUM, FENDERED ADJUSTABLE	285.00
		<i>(Available with 24" and 25" Rear Wheels. Requires Rear Seat Height D of 14.5" to 18.5".)</i>	

New 3k Weave Carbon Fiber

TRSDG7-S	<input type="checkbox"/>	SIDE GUARDS CARBON FIBER, RIGID REMOVABLE SMALL	260.00
		<input type="checkbox"/> Small <input type="checkbox"/> Large	
TRSDG8-S	<input type="checkbox"/>	SIDE GUARDS CARBON, QUADREMOVABLE WITH HOLE SMALL	268.00
		<input type="checkbox"/> Small <input type="checkbox"/> Large	
TRSDG9-S	<input type="checkbox"/>	SIDE GUARDS CARBON FIBER, FOLD DOWN RIGID, SMALL	388.00
		<input type="checkbox"/> Small <input type="checkbox"/> Large	
		<i>(Not available with Ergonomic Seat or Carbon Edition.)</i>	
TRSDG11	<input type="checkbox"/>	CARBON FIBER FENDERED ADJUSTABLE	362.00
		<i>(Available with 24" and 25" Rear Wheels. Requires Rear Seat Height D of 14.5" to 18.5".)</i>	

Available on Aluminum and Carbon Fiber Non-Fendered Side Guards

TRSDG13	<input type="checkbox"/>	SIDE GUARDS CUSTOM CUT TO PROFILE OF REAR WHEELS	264.00
---------	--------------------------	--	--------

ARMRESTS

(Desk Arms come with built-in Side Guards.)

Tubular Armrests

TRARM1-9	<input type="checkbox"/>	SWING AWAY TUBULAR 6.5"-9.5"	<input type="checkbox"/> 9.5"-12.5"	183.00
		<i>(Not Available with Non-Folding, Fixed Height Titanium Seat Back or Height Adjustable Push Handles.)</i>		
TRARM4-9	<input type="checkbox"/>	SWING AWAY FLIP BACK TUBULAR 8.3"-11.5"		264.00
		<i>(Not Available with Non-Folding, Fixed Height Titanium Seat Back.)</i>		

Single Post Desk Arms

TRARM2-9-S	<input type="checkbox"/>	REMOV. ADJ. DESK ARM RIGID GUARD 9"-12"/S	<input type="checkbox"/> 12"-15"	285.00
		<input type="checkbox"/> armrest pad length STD (10")	<input type="checkbox"/> Full length (12")	
		<i>(Requires 14" minimum Seat Depth B. Not available with Ergonomic Seat.)</i>		
TRARM3-9-S	<input type="checkbox"/>	REMOV. ADJ. DESK ARM RIGID GUARD+TRANSF. 9"-12"/S	<input type="checkbox"/> 12"-15"	312.00
		<input type="checkbox"/> armrest pad length STD (10")	<input type="checkbox"/> Full length (12")	
		<i>(Requires 15" minimum Seat Depth B. Not Available with Ergonomic Seat.)</i>		
TRARM5	<input type="checkbox"/>	ARMRESTS COVERED IN BLACK ULTRASUEDE		94.00
		<i>(Not available with Desk Arms)</i>		

SEAT BELTS

TRBLT1	<input type="checkbox"/>	VELCRO ADJUSTABLE, BLACKNYLON WEBBING	38.00
TRBLT2	<input type="checkbox"/>	BODYPOINT AUTO-STYLE RELEASE BUCKLE	86.00
TRBLT4	<input type="checkbox"/>	BODYPOINT 1" PUSH-BUTTONBUCKLE PADDED -AUTO STYLE	157.00
		<i>(Not available with 19" or 20" Rear Seat Widths A.)</i>	
TRBLT5	<input type="checkbox"/>	BODYPOINT 1.5" PUSH BUTTON BUCKLE PADDED AUTOSTYLE	148.00
		<i>(Not available with 19" or 20" Rear Seat Widths A.)</i>	
TRBLT10	<input type="checkbox"/>	BODYPOINT OPTIONAL BAND CLAMP MOUNTING HARDWARE	17.00
TRBLT16	<input type="checkbox"/>	BODYPOINT 1" WIDE EVOFLEX, PUSH-BUTTON BUCKLE	162.00

CALFSTRAPS			
TRCLF2-S	<input type="checkbox"/>	CALFSTRAP VELCRO ADJUSTABLE S <i>(Recommended for 9" - 12" Footrest Widths.)</i>	30.00
TRCLF2-M	<input type="checkbox"/>	CALFSTRAP VELCRO ADJUSTABLE M <i>(Recommended for 11" - 15" Footrest Widths.)</i>	30.00
TRCLF2-L	<input type="checkbox"/>	CALFSTRAP VELCRO ADJUSTABLE L <i>(Recommended for 14" - 17" Footrest Widths.)</i>	30.00
TRCLF2-XL	<input type="checkbox"/>	CALFSTRAP VELCRO ADJUSTABLE XL <i>(Recommended for 16" - 19" Footrest Widths.)</i>	30.00
TRCLF3-M	<input type="checkbox"/>	BODYPOINT PADDED VELCRO ADJUSTABLE M <i>(Recommended for 11" - 15" Footrest Widths.)</i>	89.00
TRCLF3-L	<input type="checkbox"/>	BODYPOINT PADDED VELCRO ADJUSTABLE L <i>(Recommended for 16" - 19" Footrest Widths.)</i>	89.00
TRCLF1	<input type="checkbox"/>	BUCKLE ADJUSTABLE, BLACKNYLON WEBBING	20.00
BACKPACK			
TRBCK3	<input type="checkbox"/>	BACK PACK, BLACK NYLON	81.00
SEAT POUCH			
TRPCH3	<input type="checkbox"/>	SEAT POUCH BLACK NYLON	46.00
TRPCH5	<input type="checkbox"/>	BODYPOINT MOBILITY BAG	89.00
SPOKE GUARDS			
TRGRD1	<input type="checkbox"/>	CLEAR LEXAN WITH TIMOTION LOGO <i>(Not available with Mag Rear Wheels.)</i>	111.00
ANTI-TIP			
TRTIP1	<input type="checkbox"/>	ANTI TIP REAR ALUMINUM- BLACK	137.00
TRTIP2	<input type="checkbox"/>	ANTI TIP REAR FLIP-UP USER FRIENDLY	285.00
ACCESSORIES			
TRUEST1-12	<input type="checkbox"/>	UPPER EXTREMITY SUPPORT TRAY 12-14" <i>(Requires Armrests.)</i>	243.00
		<input type="checkbox"/> 13-15"	
TRLUG1	<input type="checkbox"/>	LUGGAGE CARRIERS	124.00
TRMPCT2-BL	<input type="checkbox"/>	IMPACT GUARDS NEOPRENE BLACK	89.00
TRCH1	<input type="checkbox"/>	CRUTCH HOLDER	124.00