



INNOVATION



QUALITY



FUNCTIONALITY

Contents

Introduction	1
Lithilite Range	2
Evolite	4
Alumina Range	6
mLite	8
eDrive	10
Aerolite	12
Foldalite Range	14
Elev8	16
Foldacrutch	18

Leaders in design, manufacture and distribution of mobility products.

Here at Motion Healthcare we work with high quality and reliable factories around the world to source, develop, import and distribute innovative mobility products to our network of approved dealers in the UK.

Always at the forefront of innovation, with a solid functional base all of our range are designed with the user in mind to provide unrivalled features and ensure they are regarded the best in their area of the market.

Our 3 core values are important to us and we aim to ensure these are maintained in everything we do to ensure we achieve our ultimate goal, to be enjoyable and simple to do business with.



INNOVATION, QUALITY & FUNCTIONALITY

We are dedicated to the development of innovative, exciting and reliable mobility products to help enhance the lives of everyone who purchases one. Our approach puts innovation, quality and functionality at the forefront of design.



CUSTOMER FOCUS

Our primary aim is to be enjoyable and simple to do business with and that makes our customers the most important part of everything we do. We strive for excellence in all areas of our business. Everything we do from product design and development to support and after-sales care for our network of UK dealers is with the needs of our customers in mind.



TRUST & HONESTY

Our commitment to excellence extends beyond our product range. We also work hard to build trust with the factories we work with and our dealers, through clear honest communication, friendly advice and professional support.

Lithilite

SCOOTER RANGE

30 mile range!

The Lithilite offers up to 15 miles range with a lightweight 4kg battery pack. The Lithilite Pro goes even further, with a 30 mile range (the longest of any car boot scooter) and only a 5kg battery pack. A smaller battery pack is also available which complies with the Civil Aviation Authority's regulations for air travel.

Both the Lithilite and Lithilite Pro can be disassembled easily for transportation and are fitted with all-round suspension, giving an impressive ground clearance. The long and flat floorpan and adjustable tiller also allow generous leg room and the soft grip tiller handlebar make for an amazingly comfortable ride.



Lithilite

- RANGE 15 miles
- BATTERY PACK 4kg

Lithilite^{Pro}

- RANGE 30 miles
- BATTERY PACK 5kg

BOTH MODELS:

AVAILABLE IN: Red Blue




DISASSEMBLES EASILY



LONG FLAT PAN FOR LEG ROOM



SOFT GRIP & DUAL CONTROLS



FULL SUSPENSION



HIGH GROUND CLEARANCE



LARGE WHEELS



LITHIUM BATTERY

MODEL	Lithilite	Lithilite ^{Pro}
LENGTH	90cm / 35"	90cm / 35"
WIDTH	50cm / 20"	50cm / 20"
HEIGHT	105cm / 41"	105cm / 41"
FOLDED LENGTH	N/A	N/A
FOLDED WIDTH	N/A	N/A
FOLDED HEIGHT	N/A	N/A
SEAT WIDTH	43cm / 17"	43cm / 17"
SEAT DEPTH	34cm / 13.5"	34cm / 13.5"
FRONT WHEEL	Solid 19cm / 7.5"	Solid 19cm / 7.5"
REAR WHEEL	Solid 19cm / 7.5"	Solid 19cm / 7.5"
TOTAL WEIGHT	88lbs / 40kg	90lbs / 41kg
HEAVIEST PART	33lbs / 15kg	33lbs / 15kg
BATTERY WEIGHT	9lbs / 4kg	11lbs / 5kg
MAX USER WEIGHT	21 Stone / 133kg	21 Stone / 133kg
RANGE	15miles / 24km	30 miles / 48km
SPEED	4mph / 6kph	4mph / 6kph
BATTERY	25.2v 20ah Lithium	25.2v 40ah Lithium
MOTOR	24v 200w	24v 200w
GROUND CLEARANCE	5cm / 2"	5cm / 2"
MAX GRADIENT	6°	6°
TURNING RADIUS	125cm / 49"	125cm / 49"
BOX DEPTH	114cm / 45"	114cm / 45"
BOX WIDTH	53cm / 21"	53cm / 21"
BOX HEIGHT	53cm / 21"	53cm / 21"
PACKAGED WEIGHT	92lbs / 42kg	94lbs / 43kg

Evolite

SCOOTER

Heaviest Part just 10kg!

The Evolite combines the innovation of both an Aluminium chassis and Lithium battery technology, making it one of the lightest scooters of its kind on the UK market.

It easily disassembles into 5 lightweight easy to handle pieces, the heaviest of which weighs just 10kg! The Lithium battery pack weighs just 3kg and offers a range of up to 9 miles per charge as well as being within the CAA's regulations for safe air travel.

The large 8" wheels and powerful 250w motor allow the Evolite to perform impressively and when paired with the comfort offered by the soft tyre compound, delta handlebar and extra thick seat padding the Evolite really is a perfect all round travel companion.

AVAILABLE IN:  Purple  Blue



DISASSEMBLES EASILY



SOFT GRIP DELTA
HANDLEBAR



LARGE WHEELS
& SOFT TYRES



COMFY ROTATING SEAT



POWERFUL 250W MOTOR

SPECIFICATIONS

LENGTH	100cm / 39"
WIDTH	51cm / 20"
HEIGHT	89cm / 35"
FOLDED LENGTH	N/A
FOLDED WIDTH	N/A
FOLDED HEIGHT	N/A
SEAT WIDTH	43.5cm / 17"
SEAT DEPTH	39cm / 15.5"
FRONT WHEEL	Solid 20cm / 8"
REAR WHEEL	Solid 20cm / 8"
TOTAL WEIGHT	77lbs / 35kg
HEAVIEST PART	23.5lbs / 10kg
BATTERY WEIGHT	6.6lbs / 3kg
MAX USER WEIGHT	18stone / 115kg
RANGE	9miles / 15km
SPEED	4mph / 6kph
BATTERY	25.9v 11.6ah Lithium
MOTOR	24v 250w
GROUND CLEARANCE	3.5cm / 1.4"
MAX GRADIENT	6°
TURNING RADIUS	131cm / 52"
BOX DEPTH	108cm / 42.5"
BOX WIDTH	56cm / 22"
BOX HEIGHT	55cm / 26.6"
PACKAGED WEIGHT	83lbs / 38kg

Alumina

SCOOTER RANGE

Heaviest part just 10kg!



The Alumina range offers the innovation of both an Aluminium chassis and Lithium battery technology, making it the lightest car boot scooter with the longest range.

The Alumina offers up to 15 miles range with a lightweight 4kg battery pack. The Alumina Pro goes even further, with a 30 mile range (the longest of any car boot scooter) and only a 5kg battery pack. A smaller battery pack is also available which complies with the Civil Aviation Authority's regulations for air travel.

Both the Alumina and Alumina Pro is designed to be disassembled easily for transportation with a heaviest part weighing just 10kg (the lightest of any car boot scooter). Both are also fitted with all-round suspension, giving an impressive ground clearance. The long and flat floor plan and adjustable tiller also allow generous leg room and the soft grip tiller handlebar and a larger than standard seat make for an amazingly comfortable ride.



Alumina

-  RANGE 15 miles
-  BATTERY PACK 4kg

Alumina^{Pro}

-  RANGE 30 miles
-  BATTERY PACK 5kg



LONG FLAT PAN FOR LEG ROOM



SOFT GRIP & DUAL CONTROLS



DISASSEMBLES EASILY



FULL SUSPENSION



LARGE COMFORTABLE SEAT



HIGH GROUND CLEARANCE



LITHIUM BATTERY

SPECIFICATIONS

MODEL	Alumina	Alumina ^{Pro}
LENGTH	90cm / 35"	90cm / 35"
WIDTH	50cm / 20"	50cm / 20"
HEIGHT	105cm / 41"	105cm / 41"
FOLDED LENGTH	N/A	N/A
FOLDED WIDTH	N/A	N/A
FOLDED HEIGHT	N/A	N/A
SEAT WIDTH	45cm / 18"	45cm / 18"
SEAT DEPTH	39cm / 15.5"	39cm / 15.5"
FRONT WHEEL	Solid 19cm / 7.5"	Solid 19cm / 7.5"
REAR WHEEL	Solid 19cm / 7.5"	Solid 19cm / 7.5"
TOTAL WEIGHT	73lbs / 33kg	75lbs / 34kg
HEAVIEST PART	22lbs / 9.98kg	22lbs / 9.98kg
BATTERY WEIGHT	9lbs / 4kg	11lbs / 5kg
MAX USER WEIGHT	18stone / 115kg	18stone / 115kg
RANGE	15miles / 24km	30miles / 48km
SPEED	4mph / 6kph	4mph / 6kph
BATTERY	25.2v 20ah Lithium	25.2v 40ah Lithium
MOTOR	24v 200w	24v 200w
GROUND CLEARANCE	5cm / 2"	5cm / 2"
MAX GRADIENT	6°	6°
TURNING RADIUS	125cm / 49"	125cm / 49"
BOX DEPTH	114cm / 45"	114cm / 45"
BOX WIDTH	53cm / 21"	53cm / 21"
BOX HEIGHT	53cm / 21"	53cm / 21"
PACKAGED WEIGHT	77lbs / 35kg	79lbs / 36kg

2 YEAR WARRANTY ON ALL MODELS

mLite

FOLDING SCOOTER

Weights Just 17.9kg!



The mLite weighs just 17.9kg with its simple to remove battery removed and 19.9kg in total, making one of the lightest folding mobility scooters on the UK market. The easy to remove lithium battery pack weighs just 2kg and offers the option of both on or off board charging.

Using a revolutionary quick and simple sliding mechanism the mLite offers both a comfortable spacious ride when unfolded but is still one of the most compact scooters on the market when folded. This allows it to fit in any car boot, or even the rear footwell of most cars. The height adjustable extendable handle also offers the ability to easily manoeuvre when folded, making it even easier to store or travel with using public transport.

Despite its compact size the mLite can support a weight limit of 18 stone with a powerful motor which allows it to outperform most small scooters on the market. The extra soft compound solid tyres and soft rubber seat also provide a level of comfort usually only provided on larger scooters.



AVAILABLE IN:

-  Red
-  Grey



SIMPLE TILLER CONTROLS



EXTENDING HANDLE TO EASILY ROLL



EXTENDED FOOTRESTS



EASILY REMOVABLE BATTERY WITH OFF BOARD CHARGING

ACCESSORIES



TRAVEL BAG



BASKET

SPECIFICATIONS

LENGTH	85cm / 33.5"
WIDTH	42cm / 17"
HEIGHT	75cm / 29.5"
FOLDED LENGTH	65cm / 25.5"
FOLDED WIDTH	42cm / 16.5"
FOLDED HEIGHT	28cm / 11"
SEAT WIDTH	34cm / 13.4"
SEAT DEPTH	25cm / 9.8"
FRONT WHEEL	Solid 16.5cm / 6"
REAR WHEEL	Solid 20cm / 8"
TOTAL WEIGHT	43lbs / 19.9kg
HEAVIEST PART	39lbs / 17.9kg
BATTERY WEIGHT	4.4lbs / 2kg
MAX USER WEIGHT	18stone / 115kg
RANGE	9miles / 15km
SPEED	4mph / 6kph
BATTERY	24v 11.6ah Lithium
MOTOR	24v 180w
GROUND CLEARANCE	2.5cm / 1"
MAX GRADIENT	6°
TURNING RADIUS	132.5cm / 352"
BOX DEPTH	43.5cm / 17"
BOX WIDTH	81cm / 32"
BOX HEIGHT	57cm / 22.5"
PACKAGED WEIGHT	49lbs / 22kg

2 YEAR WARRANTY ON ALL MODELS

eDrive

AUTOMATIC FOLDING SCOOTER

Automatic folding scooter with easily removable battery!

The eDrive is a travel friendly scooter and is designed to fit into almost any car boot in one piece. It quickly and automatically folds itself into a small manageable shape in one smooth movement at the press of a button on the key fob, and unfolds just as quick. A heavy duty travel bag is also included to protect the eDrive when travelling.

Once in the boot the revolutionary removable battery pack allows you to simply slide out the lightweight lithium battery pack to charge indoors, leaving the rest of the eDrive in the car boot, ready for the next journey. Alternatively the on board charge socket allows you to charge the battery whilst it is still on board if you would prefer take it inside.

Despite its compact shape the eDrive offers market leading performance for its category along with plenty of comfort and stability. Featuring large wheels and an impressive ground clearance as well as plenty of leg room and a weight limit of 21 stone. The adjustable tiller also allows the user to set the most convenient height along with a comfortable upholstered seat with padded folding armrests.



AVAILABLE IN:

 Blue

 Purple



AUTO FOLDS AT A PUSH OF A BUTTON IN ONE SMOOTH 7 SECOND MOTION



LARGE WHEELS FOR GROUND CLEARANCE



REMOVABLE BATTERY WITH OBC EVEN WHEN FOLDED



Free travel bag

SPECIFICATIONS

LENGTH	102cm / 40"
WIDTH	56cm / 22"
HEIGHT	85cm / 33"
FOLDED LENGTH	76cm / 30"
FOLDED WIDTH	56cm / 22"
FOLDED HEIGHT	50cm / 20"
SEAT WIDTH	43cm / 17"
SEAT DEPTH	32cm / 12.5"
FRONT WHEEL	Solid 19cm / 7.5"
REAR WHEEL	Solid 19cm / 7.5"
TOTAL WEIGHT	66lbs / 30kg
HEAVIEST PART	62.25lbs / 28.3kg
BATTERY WEIGHT	3.75lbs / 1.7kg
MAX USER WEIGHT	21stone / 133kg
RANGE	9miles / 15km
SPEED	4mph / 6kph
BATTERY	24v 10ah Lithium
MOTOR	24v 120w
GROUND CLEARANCE	7.5cm / 3"
MAX GRADIENT	10°
TURNING RADIUS	150cm / 59"
BOX DEPTH	58cm / 23"
BOX WIDTH	56cm / 22"
BOX HEIGHT	80cm / 32"
PACKAGED WEIGHT	70lbs / 32kg

2 YEAR WARRANTY ON ALL MODELS

AeroLite

POWERCHAIR

***Weighs just 22kg with battery
& 19.5kg without!***

The Aerolite offers simple intelligent design and is the ideal powerchair for the occasional traveller looking for the combination of indoor manoeuvrability and use on pavements and in the shops. Along with recent testing the Aerolite now offers an impressive 15-mile range.

The design was created with ease of use as a priority so with just a simple pull or push the Aerolite is folded or unfolded. With its tension adjustable back, adjustable arm rests and flip up footrest the Aerolite continues to boast some of the features of more advanced powerchairs but at a much lighter weight of just 19.5kg (22kg with batteries) it is even more travel friendly.

The single lithium battery offers even more simplicity and has its own charge socket so it can be charged off board. It is also below the Civil Aviation Authorities maximum capacity for air travel. Lithium batteries are also lighter, quicker to charge and longer-lasting than the traditional SLA batteries.



HEIGHT ADJUSTABLE ARMRESTS



REMOVABLE BATTERY WITH
OFF BOARD CHARGING



FOLD AWAY FOOTREST




ADJUSTABLE ANTI TIP WHEELS



EASY TO REMOVE JOYSTICK



EASY TO WHEEL



ATTENDANT BRACKET

CLIMBER WHEELS

CUSHION SET

LENGTH	87cm / 34"
WIDTH	62cm / 24"
HEIGHT	90cm / 35"
FOLDED LENGTH	80cm / 31"
FOLDED WIDTH	60cm / 23.5"
FOLDED HEIGHT	32cm / 12.5"
SEAT WIDTH	45cm / 18"
SEAT DEPTH	43cm / 17"
FRONT WHEEL	Solid 15cm / 6"
REAR WHEEL	Solid 20cm / 8"
TOTAL WEIGHT	48.5lbs / 22kg
HEAVIEST PART	43lbs / 19.5kg
BATTERY WEIGHT	5.5lbs / 2.5kg
MAX USER WEIGHT	18stone / 115kg
RANGE	15miles/ 24km
SPEED	4mph / 6kph
BATTERY	24v 12ah Lithium
MOTOR	24v Brushless 140w
GROUND CLEARANCE	2.5cm / 1"
MAX GRADIENT	12°
TURNING RADIUS	72cm / 28"
BOX DEPTH	47.5cm / 18.5"
BOX WIDTH	67.5cm / 26.5"
BOX HEIGHT	89cm / 35"
PACKAGED WEIGHT	53lbs / 24kg

Foldalite

POWERCHAIR RANGE

The most advanced folding powerchair range!

The Foldalite range offers intelligent design, easy setup and a smooth, comfortable journey. Offering the perfect combination of indoor manoeuvrability and outdoor performance, the 3 varying models ensure we have a solution to fit everyone's needs.









The digital display joystick can be fitted on either the armrest or the back rest for attendant control. It is remarkably advanced, offering a battery percentage display, USB socket, auto shut down, an SOS emergency alarm and 3 different control sensitivities to adjust how reactive the joystick is depending on the terrain and location.

All 3 models can be easily folded for transportation and stood upright and wheeled for storage. The flip up footrest, flip up armrests and a tension adjustable back rest that can be set in different positions all add up to make an amazingly comfortable ride. Also, the convenient under seat storage bag, multi position knee protectors and the off board charge cable allow the user to charge both lightweight Lithium batteries at the same time when they are removed making the Foldalite range amazingly practical too.

Foldalite









-  SEAT WIDTH **15 inches**
-  RANGE **9 miles**
-  MAX USER WEIGHT **18 st.**
-  WEIGHT **25 kg**
-  MOTOR **180 Watt**
-  REAR WHEEL **8 inches**

 Blue  Silver

Foldalite^{Pro}









-  SEAT WIDTH **16.5 inches**
-  RANGE **9 miles**
-  MAX USER WEIGHT **23.5 st.**
-  WEIGHT **26.5 kg**
-  MOTOR **180 Watt**
-  REAR WHEEL **8 inches**

 Blue  Silver

Foldalite^{Trekker}



-  SEAT WIDTH **18 inches**
-  RANGE **13 miles**
-  MAX USER WEIGHT **23.5 st.**
-  WEIGHT **33 kg**
-  MOTOR **250 Watt**
-  REAR WHEEL **12 inches**

 Red  Silver



TREKKER TRAVEL BAG



ATTENDANT BRACKET



FOLDALITE & PRO TRAVEL CASE

MODEL	Foldalite	Foldalite^{Pro}	Foldalite^{Trekker}
LENGTH	100cm / 39"	100cm / 39"	105cm / 41"
WIDTH	66cm / 26"	69cm / 27"	70cm / 27.5"
HEIGHT	86cm / 35"	92.5cm / 32"	99cm / 39"
FOLDED LENGTH	31cm / 12"	31cm / 12"	41cm / 16"
FOLDED WIDTH	66cm / 26"	69cm / 27"	70cm / 27.5"
FOLDED HEIGHT	76cm / 30"	76cm / 30"	84cm / 33"
SEAT WIDTH	38cm / 15"	42cm / 16.5"	46cm / 18"
SEAT DEPTH	42cm / 16.5"	42cm / 16.5"	42cm / 16.5"
FRONT WHEEL	Solid 20cm / 8"	Solid 20cm / 8"	Solid 20cm / 8"
REAR WHEEL	Solid 20cm / 8"	Solid 20cm / 8"	Solid 30cm / 12"
TOTAL WEIGHT	55lbs / 25kg	58lbs / 26.5kg	73lbs / 33kg
HEAVIEST PART	50lbs / 22.8kg	53lbs / 24kg	64.5lbs / 29.3kg
BATTERY WEIGHT	2 x 2.4lbs / 1.1kg	2 x 2.75lbs / 1.25kg	2 x 4lbs / 1.85kg
MAX USER WEIGHT	18stone / 115kg	23.5stone / 150kg	23.5stone / 150kg
RANGE	9miles / 15km	9miles / 15km	13miles / 21km
SPEED	4mph / 6kph	4mph / 6kph	4mph / 6kph
BATTERY	2 x 24v 5ah Lithium	2 x 24v 6ah Lithium	2 x 24v 10ah Lithium
MOTOR	2 x 24v Brushless 180w	2 x 24v Brushless 180w	2 x 24v Brushless 250w
GROUND CLEARANCE	3cm / 1.2"	3cm / 1.2"	4cm / 1.6"
MAX GRADIENT	12°	12°	12°
TURNING RADIUS	90cm / 35"	95cm / 37"	100cm / 39"
BOX DEPTH	40cm / 15.5"	40cm / 15.5"	49cm / 19"
BOX WIDTH	69.5cm / 27"	72.5cm / 28.5"	76cm / 30"
BOX HEIGHT	90cm / 35"	92cm	95cm
PACKAGED WEIGHT	59lbs / 27kg	63lbs / 29kg	77lbs / 35kg



Elev8

PORTABLE MOBILITY HOIST

Lifts up to 50kg to car boot level!

The Elev8 is the perfect travel companion for anyone who struggles to lift their mobility scooter or powerchair in and out of the car boot.

For those that don't want or need a solution for lifting that is permanently fixed to a single vehicle the Elev8 allows you to load and unload your scooter or powerchair into any vehicle that it will fit, with no fitting required.

The lightweight (10kg) platform lift simply plugs into your scooter/powerchair and at the press of a button lifts up to 50kg to boot level to allow you to easily transfer anything in and out of the boot.

With its 2 safety straps, stabilising legs and locking castor wheels to ensure your load is secure the Elev8 takes the most difficult part of most day to day journeys out and ensures it's as simple as possible.

A battery is included so that it runs independently from your scooter/powerchair and no plugging in is needed.



STABILISING LEGS



ON BOARD BATTERY INCLUDED



LOCKABLE CASTOR WHEELS



EASY TO USE ILLUMINATED HAND CONTROL



SPECIFICATIONS

MAXIMUM LIFTING CAPACITY	110lbs / 50kg
LENGTH	75cm / 30"
WIDTH	48cm / 19"
HEIGHT	91cm / 36"
FOLDED LENGTH	75cm / 30"
FOLDED WIDTH	48cm / 19"
FOLDED HEIGHT	23cm / 9"
TOTAL WEIGHT (WITHOUT BATTERY)	22lbs / 10kg
TOTAL WEIGHT (WITH BATTERY)	24lbs / 11kg
BATTERY SIZE	24v 5ah Lithium
BOX DEPTH	28cm / 11"
BOX WIDTH	82cm / 32"
BOX HEIGHT	57cm / 22"
PACKAGED WEIGHT	26.5lbs / 12kg

2 YEAR WARRANTY ON ALL MODELS

Foldacrutch

Lightweight, strong & foldable!

Ideal for people with limited mobility, the Foldacrutch are as convenient as they are functional. Made from high quality Aluminium which makes them exceptionally lightweight and strong, when they are not required each crutch easily folds down and clips together to allow them to be carried in the free storage bag or stored away.



VELCRO ARM STRAP



SIMPLY CLIPS TOGETHER



COMFORTABLE HANDLE WITH REFLECTORS



HEIGHT ADJUSTABLE



SHOCK ABSORBING FERRULE

SPECIFICATIONS

HEIGHT	72-92cm / 28-36"
WEIGHT	0.5kg / 1.2lbs
MAX USER WEIGHT	120kg / 19stone
BOX DEPTH	12cm / 5"
BOX WIDTH	54cm / 21"
BOX HEIGHT	22cm / 9"
PACKAGED WEIGHT	3kg / 6lbs



FREE ZIP UP CARRY BAG

AVAILABLE IN:




Red



Blue



Black



2 YEAR WARRANTY ON ALL MODELS

