

Küschall®
COMPACT



UNLIMIT YOUR WORLD

We at Kuschall believe anything is possible when you have the power to achieve it. The Kuschall Compact offers versatility and reliability in a single product. Unlimit your personality, Unlimit your comfort, **Unlimit your world.**

KÜSCHALL COMPACT

Kuschall Compact is the absolute standard for **reliability** and high-class quality. The wheelchair comes with swing away or fixed leg rest, which can easily be adapted to suit your needs and **enhance your comfort.** Whether you need a higher level of support and stability, or a more active set up the Compact's **outstanding functionality** will fit your lifestyle.

HYDROFORMING

Hydroforming has brought added value to the DNA of the Compact range. While versatility and comfort remain unchanged, the weight has been reduced by up to 500gr. The profile of the hydroformed frame offers more stiffness, where necessary, and a contemporary appeal to the overall look.

FRONT FRAME

- Complete redesign of the front frame and legrest hangers. Hydroforming has made it possible to obtain a weight reduction of up to 500 gr.

LEGREST

- Choose your wheelchair with swing away legrests, ideal for transport or transfers, or fixed front frame at 70° or 80° for greater rigidity and active appearance.

FOOTPLATE

- The new footplate range fits all seat widths and aligns with modern design language and feature an anti slip surface for increased comfort and support.





Küschall® COMPACT

FOLDING SYSTEM

- Easy folding is a key feature of the Compact. An ideal choice if you have limited hand function or reduced strength.

CROSS BRACE

- Unique design of the cross brace allows the optional folding backrest to fold neatly over the seat rails for compact storage and easy transportation.

KEEP ON TRACK

- Intuitive and unique castor housing adjustment, to ensure your wheelchair is always performing at its most energy efficient to keep you propelling easier for longer.

FORKS

- New clean design and integrated bearings. Reduces the amount of debris collecting in the bearings, for increased performance.

KEY FEATURES

BUILT IN RIGIDITY

The built in rigidity makes the Compact an energy efficient wheelchair to propel, comparable to that of a rigid wheelchair. It will allow you to propel easier and for longer to support you with a range of daily activities.



OUTSTANDING FUNCTIONALITY

Unique features and benefits include swingaway 70° or 80° legrests complete with an adjustable precision locking mechanism for minimal movement of the legrests. A foldable backrest option makes this chair a small and compact package for transport.

ENHANCED COMFORT

The Compact offers a wide range of options and accessories, to support your comfort needs and suit your personal style.




LIGHTER WITH HYDROFORMING

The latest Hydroform technology has transformed the Compact into a lighter and modern wheelchair, with an impressive weight saving of 500gr. The unique frame profile also provides an ergonomic grip to support comfortable repositioning and transfers.

CUSTOMISATION

1 CHOOSE THE FRAME COLOUR



Pure White



Anthracite Grey



Space Black



Carmine Red



Azure Blue

2 CHOOSE THE DECAL STYLE



3 CHOOSE THE DECAL COLOUR



Red



Black



Light Grey



Gold



Red



Blue


















Dark Grey



Black

TECHNICAL SPECIFICATION

SEAT WIDTH 280 – 500 mm in increments of 20 mm	SEAT DEPTH 320 – 500 mm in increments of 20 mm	LOWER LEG LENGTH 200 – 510 mm in increments of 10 mm	BACKREST HEIGHT 300 – 510 mm in increments of 15 mm	BACKREST ANGLE 82°/86°/90°/ 94°/98°/102°
				
SEAT HEIGHT front: 370 – 530 mm rear: 360 – 500 mm increments of 10 mm	FRAME ANGLE 70° / 80° Straight or tapered	TOTAL WIDTH Seat width + 160 mm	TOTAL WIDTH FOLDED approx. 290 mm	TOTAL LENGTH 70°: approx. 870 – 1220 mm 80°: approx. 850 – 1200 mm
				
CAMBER 0° / 3°	TOTAL WEIGHT UNLOADED approx. 10.5 kg (swing away) approx. 9.6 kg (fixed frame)	TRANSPORT WEIGHT approx. 7.8 kg (swing away) approx. 6.7 kg (fixed frame)	MAX. USER WEIGHT 130 kg	CRASH TEST Approved - Fulfills the requirements of ISO 7176-19
				

All measurements and weights indicated are based on seat width 400 mm and seat depth 400 mm in the lightest and most compact configuration. Weight and measurements can change with the different configurations. For further information please check the user manual on our website.

K

/ UNLIMIT YOUR WORLD

Invacare Limited
Pencoed Technology Park - Pencoed
Bridgend CF35 5AQ - United Kingdom
Tel: +44 1656 776 222
Fax: +44 1656 776 220
E-mail: uk@invacare.com
Sales Order E-mail: ordersuk@invacare.com
www.invacare.co.uk

Invacare Ireland Ltd
Unit 5 - Seatown Business Campus
Seatown Road - SWORDS - County Dublin - Ireland
Tel. +353 1 8107084
Fax +353 1 8107085
Email: Ireland@invacare.com
www.invacare.ie