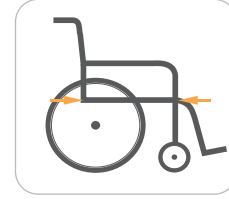


**flexx** TALL



Extended seat depth to assist taller users




46 / 48.5 / 51 cm



**flexx** S



The entry level of Flexx series equipped with all key adjustments and features



**karma**

A Better Wheelchair, A Better Fit

**KARMA Mobility Limited**

Unit6, Target Park, Shawbank Road, Redditch, B98 8YN, UK

TEL:0845-630-3436 FAX: 0845-630-3736

Email: [Info@karmamobility.co.uk](mailto:Info@karmamobility.co.uk)  
[www.karmamobility.co.uk](http://www.karmamobility.co.uk)



Karma reserves the right to modify information herein without further notice. Rev.00 Jul. 2018

**karma** A Better Wheelchair, A Better Fit



Manual Wheelchair

**flexx**

*Flexible, Robust, and Stylish*

The Flexx is designed with key adjustments to create a suitable sitting environment and fit individual needs. With its ellipse-shaped frame design, the Flexx is not only stylish but also durable.



**flexx**



Fully adjustable for the best comfort and propelling performance



**flexx** HD

Extra durable and upgraded weight capacity



**170 KG**  
Max. User Weight

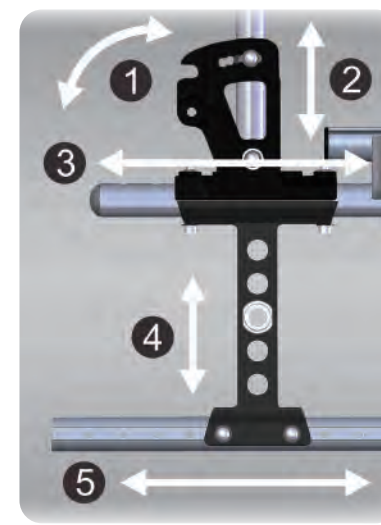




### Universal Design

The bright colour of the quick release mechanisms are easy to locate. Users can easily operate them without hesitation.

**flexx**



### Configurable Dimensions

- Backrest angles: -4° / 0° / 4° / 8° / 12° / 16°
- Backrest heights : 43 / 51 / 38-53cm optional  
43 / 51 / 38-46cm optional **HD**
- Seat depths: 41 / 43.5 / 46cm  
41 / 46 / 51cm **HD**  
46 / 48.5 / 51cm **TALL**
- Seat to ground heights: 39 - 53cm  
45.5 - 53cm **HD TALL**
- Adjustable axle plate
- Seat widths: 38 / 40.5 / 43 / 45.5 / 48 / 50.5cm  
40.5 / 43 / 45.5 / 48cm **HD TALL**
- Front castor: 5" / 6" / 7" / 8"  
6" / 7" / 8" **HD TALL**
- Rear wheel: 14" (Mag. wheel) / 20" / 22" / 24"  
14" (Mag. wheel) / 22" / 24" **HD TALL**
- 25 Rear wheel positions
- Quick release axle

### Comfortable Seating and Easy Transfer

The Flexx is equipped with flip-back armrests as well as legrest which can be swung inward, outward and removed. These functions are all for the key design of Flexx - "Easy Transfer".



#### Maximize Driving Performance

25 rear wheel positions can be adjusted



#### Height Adjustable Armrests

Tool-free adjustable armrest height from 21-29cm for ease of adjustment while seated.

• Except for **flexx**



#### Flip-back Armrests

Robust skirt guard and an integrated locking system that allows for easier transfer in and out of the chair.



#### Grip Legrests

Inward/ outward swing away footrests improve convenience in tight areas which also allows easier access to the chair.



#### Rigidity


Reinforced double cross brace

	F/R Wheels	Seat width + 18cm	Seat width + 18cm	Seat width + 18cm	Seat width + 18cm	Seat width + 18cm	Seat width + 18cm	Seat width + 18cm	Seat width + 18cm	Seat width + 18cm	Max. User Weight
<b>flexx</b>	38-50.5 14", 20", 22", 24"	41-46 5"-8"	34	21-29	Max. 107	39-53	38-53	76-106	38-48	Min. 14.7kg	130kg
<b>flexx<sup>HD</sup></b>	40.5-48 14", 22", 24"	48.5-51 6"-8"	34	21-29	Max. 118	45.5-53	38-46	84-104	38-48	Min. 15.7kg	130kg
<b>flexx<sup>HD</sup></b>	51-61 14", 22", 24"	41-51 6"-8"	35	21-29	Max. 118	45.5-53	38-46	84-104	38-48	Min. 17.0kg	170kg
<b>flexx<sup>T</sup></b>	38-50.5 14", 20", 22", 24"	41-46 5"-8"	34	22-24	Max. 107	39-53	38-53	76-106	38-48	Min. 14.7kg	130kg

• KARMA reserves the right to modify information herein without further notice •

The Flexx provides versatile options and accessories to satisfy individual needs

### Legrests & Footplates



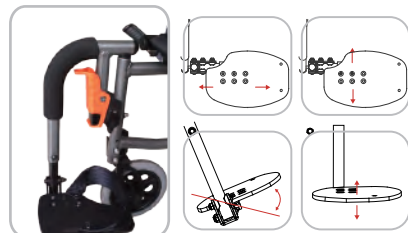
**Elevating Legrest**  
Offer optimal compensation with adjustable length 38-48 cm.



**Amputee Legrest**  
Height, angle and depth adjustable for perfect support.



**Angle Adjustable Footplate**  
70°-110° angle adjustable



**90° Legrest & Multi-direction Adjustable Footplate**  
90° Legrests and depth / angle adjustable footplate can match different users' need.



**1" & 2" Extended Tube**  
Seat depth can be added 1" or 2" for ideal sitting comfort without replacement of seat cushion



**Adjustable Handle Height**  
15cm adjustment.



**Foldable Backrest**



**Adjustable Backrest Height**



**Tension Adjustable Backrest Upholstery**  
Prevent a hammock effect. Can be shaped to enhance comfort and fit individual users

### Fork



**Short/Long Fork (Standard)**



**Stylish Short/Long Fork**



**2" Wide Fork**


### Rear Wheel



### Castor



### Brake



**Attendant Brake**

### Safety options



**Tie-Down Bracket**



**Swing-away & Height Adjustable Anti Tip**

Easily swing away by foot without bending over.

### Armrest



**Boat Armpad**



**Hemi Armrest**

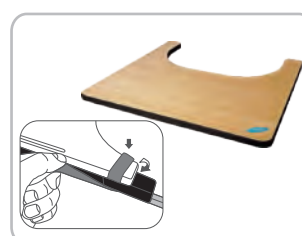


**Foldable Headrest**

### Accessories



**Seat Belt**



**Lap Tray**



**Crutch Holder**



#### Rigidifying Push Bar

The bracing bar provides strength and rigidity to the backrest. Easy to fold.



**Oxygen bottle Holder**



**IV Pole Holder**

• Available options and accessories may vary according to model.