


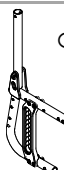
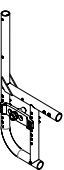
Date UK (English) Company stamp Folding frame wheelchair

User

End user weight (kg) £ 2290,00

Language user manual Responsible Retail price - VAT not included

Wheelchair measures	
Seat width (LS)	<input type="checkbox"/> 33 <input type="checkbox"/> 36 <input type="checkbox"/> 39 <input type="checkbox"/> 42 <input type="checkbox"/> 45 <input type="checkbox"/> 48
Seat depth (PS)	<input type="checkbox"/> 35 <input type="checkbox"/> 37,5 <input type="checkbox"/> 40 <input type="checkbox"/> 42,5 <input type="checkbox"/> 45 <input type="checkbox"/> 47,5
Footplate distance (DP) (cm) ±0.5cm - adjustment steps 1.5cm (Real distance between seat and footplate) - IMPORTANT NOTICE! From the footplate to the floor minimum 4cm !! (Minimum Front height = DP + 4cm.)
Setting	☆ Standard <input type="checkbox"/> Prudential <input type="checkbox"/> Active <input type="checkbox"/> Extreme
Backrest Height (TS)	Std.Value 36(min 30-max 54) adjustment steps 1.5cm
Crossbrace (black)	☆ Single <input type="checkbox"/> Double (Not seat width 33-36)
Front height	(STD 49) - Rear height (STD 44)

Rear frame	
Aluminium frame	<input checked="" type="checkbox"/> Aluminium standard frame - Same colour of front frame  <p>The real seat depth, from the front part of the seat cloth to the backrest tube will be 1 cm more than the declared one.</p> camber ☆ 0° <input type="checkbox"/> 1,5° <input type="checkbox"/> 3°
	<input type="checkbox"/> Aluminium frame DYNAMIC 2.0 - (COLOUR: BLACK) 09955 315,00  <p>The real seat depth, from the front part of the seat cloth to the backrest tube will be 1,5 cm more than the declared one. With rake adjustable backrest (±9°) Exclude the installation of : Brake handles for companion (Drum Brake)</p> camber ☆ 0° <input type="checkbox"/> 1,5° <input type="checkbox"/> 2° <input type="checkbox"/> 4°
Titanium frame TMAX	<input type="checkbox"/> Front frame + Titanium frame T MAX 06858 687,00  <p>The real seat depth, from the front part of the seat cloth to the backrest tube will be 1 cm more than the declared one. <u>Brushed Titanium frame - not varnished</u> <u>Weight reduction approx. 450gr</u></p> camber ☆ 0° <input type="checkbox"/> 1,5° <input type="checkbox"/> 3°

Front frame

Short frame - Ideal with Seat depth (PS) 35 - 37,5

Medium frame - Ideal with Seat depth (PS) 40 - 42,5

Long frame - Ideal with Seat depth (PS) 45 - 47,5

Frame Angle ☆ 110°  100° 

Frame colour (aluminium)

☆ Opaque black

Bright silver Bright anthracite Bright blue Bright blue china

Bright fuchsia Bright orange Bright lime Pearl white Bright red

Backrest

☆ Adjustable velcro straps and padded transpiring upholstery

Handle tube



















☆ Tubes with standard handle

Folding handles  02958 252,00

Colour set: Rear wheels and forks - To be matched only with: Rear wheels Ultra-light Progeo - Standard!

☆ Polished black	22" 24" 25" 26"		
<input type="checkbox"/> Bright silver	22" 24"	00833	126,00
<input type="checkbox"/> Bright anthracite	24"	00833	126,00
<input type="checkbox"/> Bright orange	22" 24"	00833	126,00
<input type="checkbox"/> Bright fuchsia	22" 24"	00833	126,00
<input type="checkbox"/> Bright blue	22" 24"	00833	126,00
<input type="checkbox"/> Bright red	22" 24"	00833	126,00
<input type="checkbox"/> Bright lime	22" 24"	00833	126,00
<input type="checkbox"/> Pearl white	22" 24"	00833	126,00

Date	Order	User	Address
Casters			
☆ 5" Soft			
<input type="checkbox"/> 4" Soft			
<input type="checkbox"/> 3" Sport			
<input type="checkbox"/> 6" Soft (Available only with 110° angle)			
<input type="checkbox"/> 6" Pneumatic (Available only with 110° angle)			
<input type="checkbox"/> 7" Soft (Available only with 110° angle)			
<input type="radio"/> 3" Active Soft (wide)		(Aluminium alloy rim)	06824 126,00
<input type="radio"/> 4" Active Sport (narrow)		(Aluminium alloy rim)	01398 126,00
<input type="radio"/> 4" Active Soft (wide)		(Aluminium alloy rim)	03943 126,00
<input type="radio"/> 5" Active Soft (wide)		(Aluminium alloy rim)	07518 126,00
<input type="radio"/> 5" Pneumatic			10844 63,00
Rear wheels			
☆ 24" Ultra-light Progeo - Standard!			
<input type="checkbox"/> 22" Ultra-light Progeo - Standard!			
<input type="checkbox"/> 25" Ultra-light Progeo - Standard! (colour: black)			
<input type="checkbox"/> 26" Progeo - Standard! (colour: black)			
<input type="radio"/> 24" ULTRA-LIGHT PROGEO KEY SPORT		Weight reduction approx. 450gr.	04383 876,00
<input type="radio"/> 24" Ultra-light "Spinergy LX"			01685 876,00
<input type="radio"/> 24" Ultra-light "Spinergy LXL"	<input type="checkbox"/> Black hub and white spokes	<input type="checkbox"/> Hub and spokes black	07846 876,00
<input type="radio"/> 24" Ultra-light "Spinergy Flex rim"		Integrated aluminium/rubber handrim	02270 1.374,00
<input type="radio"/> 25" Ultra-light "Spinergy LX"			02101 876,00
<input type="radio"/> 25" Ultra-light "Spinergy LXL"	<input type="checkbox"/> Black hub and white spokes		07847 876,00
<input type="radio"/> 26" Ultra-light "Spinergy LX"			02102 876,00
<input type="radio"/> 24" Off-road (aluminium handrim black)			01392 224,00
<input type="radio"/> 22" with brake handles for companion (drum brake) (aluminium handrim)			03385 360,00
Available only with camber 0° Not available with Frame Dynamic 2.0°			
<input type="radio"/> 24" with brake handles for companion (drum brake) (aluminium handrim)			03384 360,00
Available only with camber 0° Not available with Frame Dynamic 2.0°			
<input type="radio"/> One arm drive - (24" rear wheels Aluminium handrim High pressure Tyre) - camber 0°	<input type="radio"/> Right	<input type="radio"/> Left	02103 401,00
Rear wheel tyre			
☆ High pressure tyre (22"-24"-25"-26")			
<input type="checkbox"/> High pressure profile tyre (24")			
<input type="radio"/> Marathon Plus	(24"-25")	with anti-puncture protection	01669 63,00
<input type="radio"/> Anti-puncture - Colour Black	(24")		11083 126,00
<input type="radio"/> Anti-puncture - Colour Grey	(22")		04181 98,00
Handrim			
☆ Aluminium (22"-24"-25"-26")			
<input type="radio"/> Aluminium black SOFT-TOUCH	(24"-25")	(24" handrim, on 25" wheel is installed with spacers)	09170 126,00
<input type="radio"/> Chromed Steel	(24"-25")	(24" handrim, on 25" wheel is installed with spacers)	01684 148,00
<input type="radio"/> Titanium	(24"-25")	(24" handrim, on 25" wheel is installed with spacers)	00016 275,00
<input type="radio"/> Ultra Grepp	(24"-25")	(24" handrim, on 25" wheel is installed with spacers)	00017 315,00
<input type="radio"/> Max Grepp	(24"-25")	(24" handrim, on 25" wheel is installed with spacers)	00834 349,00
<input type="radio"/> Ergo Para	(24")		00632 349,00
<input type="radio"/> TOP FRICTION	(24"-25")	(24" handrim, on 25" wheel is installed with spacers)	11023 399,00
Oval countour with a rubber insert			
<input type="radio"/> NOVA H	(24"-25")	(24" handrim, on 25" wheel is installed with spacers)	11025 263,00
Ergonomic black profile			
<input type="radio"/> NOVA D	(24"-25")	(24" handrim, on 25" wheel is installed with spacers)	11026 286,00
Ergonomic profile with rubber coating (ideal for quadriplegics)			
<input type="radio"/> SURGE LT	(25")	Oval countour with a rubber insert	06427 360,00
<input type="radio"/> Quad	(24")		00693 200,00
<input type="radio"/> Silicon cover for standard aluminium handrim		Available for measures (22"- 24" - 26")	04050 160,00

Date	Order	User	Address
Wheel locks			
<input checked="" type="checkbox"/> Bent lever push to lock			
<input type="checkbox"/> Straight lever push to lock			
<input type="checkbox"/> Straight lever pull to lock			
<input type="checkbox"/> Sport brake			
			06428 126,00
<input type="checkbox"/> Brake with extension lever push to lock			
<input type="checkbox"/> Brake with extension lever pull to lock			
			01949 63,00 03372 63,00
Footplate - See reference tables N°3			
<input checked="" type="checkbox"/> Plastic footrest, rake adjustable (Minimum footplate distance 33cm.)	<input checked="" type="checkbox"/> 2/3 Internal	<input type="checkbox"/> 2/3 External	
			11525 no list
<input type="checkbox"/> Automatic Closure footplate , rake and depth adjustable (Minimum footplate distance 30cm.)	<input type="checkbox"/> Internal	<input checked="" type="checkbox"/> 2/3 Internal	<input type="checkbox"/> External
			
			11526 no list
<input type="checkbox"/> Minimum footplate distance 25cm. Available only with Multi-function and rotative system - 03945			189,00
<input type="checkbox"/> One piece footplate - Flip-up! rake and depth adjustable (Minimum footplate distance 30cm.)	<input type="checkbox"/> Internal	<input checked="" type="checkbox"/> 2/3 Internal	<input type="checkbox"/> External
			
			11527 no list
<input type="checkbox"/> Minimum footplate distance 25cm. Available only with Multi-function and rotative system - 03945			189,00
<input type="checkbox"/> One piece aluminium footplate - Flip-up! rake and depth adjustable (Minimum footplate distance 30cm.)	<input type="checkbox"/> Internal	<input checked="" type="checkbox"/> 2/3 Internal	<input type="checkbox"/> 2/3 External
			<input type="checkbox"/> External
			
			11528 no list
<input type="checkbox"/> One piece Carbon fibre footplate rake adjustable, swing away, flip-up. (Minimum footplate distance 30cm.)	<input checked="" type="checkbox"/> Internal	<input type="checkbox"/> External	
			
			03291 275,00
<input type="checkbox"/> Footplate COMPACT, automatic Closure, rake and depth adjustable Minimum footplate distance 35cm.	<input checked="" type="checkbox"/> Internal	<input type="checkbox"/> External	
			
			09957 252,00
Mudguard			
Mudguard - FIXED			
<input checked="" type="checkbox"/> ABS mudguard			
<input type="checkbox"/> ABS Straight sideguard			
<input type="checkbox"/> Carbon fibre mudguard			
<input type="checkbox"/> Carbon fibre Straight sideguard			
			03946 315,00 08918 315,00
Mudguard - REMOVABLE			
<input type="checkbox"/> Removable ABS mudguard			
			08921 126,00
<input type="checkbox"/> Removable ABS fibre straight sideguard			
<input type="checkbox"/> Removable carbon fibre mudguard			
<input type="checkbox"/> Removable Carbon fibre straight sideguard			
			08921 126,00 08919 435,00 08920 435,00
Armrests			
<input type="checkbox"/> Tubular armrests	(Swing away, removable and height adjustable armrest)		
	<input type="checkbox"/> Standard Support (Not with frame Dynamic)		
	<input type="checkbox"/> Steel support with safety locking system		
			04828 177,00 00694 252,00
Removable armrest with ABS mudguard			
<input type="checkbox"/> Desk armrests PROGEO	(Removable and height adjustable)		
	Not available with Frame Dynamic 2.0 + camber 4°		
			09956 224,00
<input type="checkbox"/> Removable armrest with ABS straight sideguard			
			08881 224,00
<input type="checkbox"/> Removable armrest with carbon-fiber straight sideguard			
			08882 453,00

Date	Order	User	Address
Accessories			
<input type="checkbox"/>	Pad for front frame protectors		07058 52,00
<input type="checkbox"/>	Backrest-seat connection cloth		10241 17,00
<input type="checkbox"/>	Removable storage bag (with quick coupling)		09811 126,00
Optional 1			
<input type="checkbox"/>	Transit wheels		00836 148,00
<input type="checkbox"/>	Anti-tipper with rapid hookup	(inside rotation to reduce the encumbrance) <input type="checkbox"/> Right <input type="checkbox"/> Left	00023 126,00 00024 126,00
<input type="checkbox"/>	Tipping aid	<input type="checkbox"/> Right <input type="checkbox"/> Left	00025 74,00 01046 74,00
<input type="checkbox"/>	Crutches support	<input type="checkbox"/> Right <input type="checkbox"/> Left	00838 74,00 00837 74,00
Optional 2			
<input type="checkbox"/>	Tetraclip	(Quick release axle for quadriplegic)	03947 177,00
<input type="checkbox"/>	Rear wheels plate extension	(Not with frame Dynamic 2.0)	01950 177,00
<input type="checkbox"/>	Handybike adaptor	(Not with frame Dynamic 2.0)	00506 74,00
<input type="checkbox"/>	Push handles for companion	(Removable and height adjustable)	01048 189,00
<input type="checkbox"/>	Harness		04103 126,00
<input type="checkbox"/>	Safety pelvic belt		03972 63,00
<input type="checkbox"/>	Tray table (removable)		00508 275,00
<input type="checkbox"/>	Lumbar support	(to insert in the backrest upholstery)	00013 40,00
<input type="checkbox"/>	Super Head rest	(Folding with the wheelchair)	04049 453,00
<input type="checkbox"/>	Swing away lateral support	<input type="checkbox"/> Right <input type="checkbox"/> Left	02097 252,00 02098 252,00
	Not available with Posture backrest PHYSIO		
<input type="checkbox"/>	Spoke guards Black	(22"-24")	01043 148,00
<input type="checkbox"/>	Spoke guards Transparent	(22"-24")	00835 148,00
<input type="checkbox"/>	Spoke guards Progeo design	(22"-24")	00019 177,00
<input type="checkbox"/>	Spoke guards Dragon	(22"-24")	02106 177,00
Additional Kit			
<input type="checkbox"/>	24" Off-road rear wheels	Off-Road tyre - aluminium handrim (black colour)	03378 498,00
<input type="checkbox"/>	24" FAT rear wheels	FAT tyre 3" - aluminium handrim (black colour)	09357 876,00

Date	Order	User	Address
------------	-------------	------------	---------------

PHYSIO - Posture backrest - Std. Backrest upholstery not provided

Removable with quick release
 Suitable for tubes with diameter 18=26mm
 Depth adjustment (4cm)
 Angle adjustment (±18°)

- AIR** Carbon shell
 not available for seat width 48

BACKREST HEIGHT	28	34	40	
Shell's shape 	Lateral retaining wing A=high - R=regular			
	A	R	A	R
	<input type="checkbox"/>	<input type="checkbox"/>	<input type="checkbox"/>	<input type="checkbox"/>

1.047,00

- POSTURE** Aluminum shell

BACKREST HEIGHT	34	40	52	
Shell's shape 	Lateral retaining wing B=regular			
	R	R	R	R
	<input type="checkbox"/>	<input type="checkbox"/>	<input type="checkbox"/>	<input type="checkbox"/>

1.013,00

Configuration DEEP with side support PAD (height adjustable)

- Alluminum lateral with padded, breathable upholstery.



	Small (h 13cm)		Large (h 20cm)
		<input type="checkbox"/> Right 10272	
		29,00	<input type="checkbox"/> Right 10273
			40,00
		<input type="checkbox"/> Left 10272	
		29,00	<input type="checkbox"/> Left 10273
			40,00

SWING AWAY - Lateral support

Fixing and adjustment hardware complete with protection sleeve
 Alluminum lateral with padded, breathable upholstery.

	<input type="radio"/> Large (18x12)	05647	183,00
	<input type="radio"/> Small (14x9)	05643	183,00
	<input type="radio"/> Lateral support extension	Quantity (number pcs).....	
	<input type="radio"/> Lateral support extension	10271	69,00
	<input type="radio"/> Small (14x9)	05642	183,00
	<input type="radio"/> Large (18x12)	05646	183,00

- Headrest adjustable - Double ball mounting system
 Available only with backrest Physio
 Not available for backrest Physio AIR carbon shell

<input type="checkbox"/> Large (34x14)		05648	252,00
<input type="checkbox"/> Small (28x14)			

Date	Order	User	Address
------	-------	------	---------

--

--

--

<h3>Note</h3>

Wheelchair : Progeo EXELLE - Rev. 2023.1	Prices - VAT excluded to be added to the price list	<p style="text-align: center; font-weight: bold;">Send this page only if any optional have been chosen</p> <table style="width: 100%; border-collapse: collapse;"> <tr> <td style="width: 10%; text-align: center;">☆</td> <td style="width: 70%;">standard</td> <td style="width: 20%; text-align: right; font-size: small;">(supplied if no requests are indicated)</td> </tr> <tr> <td style="text-align: center;">□</td> <td>on request</td> <td style="text-align: right; font-size: small;">(without extra charge)</td> </tr> <tr> <td style="text-align: center;">○</td> <td>optional</td> <td style="text-align: right; font-size: small;">(cost to be added at the basic price)</td> </tr> </table>	☆	standard	(supplied if no requests are indicated)	□	on request	(without extra charge)	○	optional	(cost to be added at the basic price)
☆	standard	(supplied if no requests are indicated)									
□	on request	(without extra charge)									
○	optional	(cost to be added at the basic price)									

REFERENCE TABLES

1	Front height	
With closed frame (95°) max 5" caster		
Casters	Front height	
	min.	max
3"	41	52
4"	42	53
5"	44	54
6"	48	55
7"	49	56
The size of the fork will be defined only by Progeo in accordance with wheelchair final configuration.		

2	Rear height				
	Rear frame	Rear wheels			
		22"	24"	25"	26"
STANDARD	Straight plate	min. 37	min. 39	min. 40	min 41
	Shaped plate	max 45	max 47	max 48	max 49
DYNAMIC 2.0		min. 36	min. 38	min. 39	min. 40
		max 49	max 51	max 52	max 53

3	Footplate option	Footplate distance	
		Frame Angle 110°	Frame Angle 100°
	Plastic footrest	min. 33	min. 31
	Automatic Closure footplate	min. 30	min. 28
	Automatic Closure footplate , with multifunction rotative system	min. 25	min. 23
	One piece footplate - Flip-up!	min. 30	min. 28
	One piece footplate - Flip-up! , with multifunction rotative system	min. 25	min. 23
	One piece aluminium footplate - Flip-up!	min. 30	min. 28
	One piece Carbon fibre footplate	min. 30	min. 28
Calculated with the best configuration and with the footplates positioned on inside.			
IMPORTANT NOTICE! From the footplate to the floor minimum 4cm !! (Minimum Front height = DP + 4cm.)			

4	Rear wheels	
	Model	Features
	22" Ultra-light Progeo - Standard!	(not available in anthracite color)
	24" Ultra-light Progeo - Standard!	(available for all coulores)
	24" ULTRA-LIGHT PROGEO KEY SPORT	(silver hub, black rim and 16 spokes)
	24" Ultra-light "Spinergy LX"	(silver hub, black rim and spokes)
	24" Ultra-light "Spinergy LXL"	(black hub and rim, 18 white spokes) - (black hub, rim and 18 spokes)
	24" Ultra-light "Spinergy Flex rim"	(silver hub, black rim and spokes) - (integrated aluminium/rubber handrim - encumbrance reduction up to 3cm. - all tyre)
	24" Off-road	(colour: black) - (aluminium handrim - tyre Off-road)
	25" Ultra-light "Spinergy LX"	(silver hub, black rim and spokes)
	25" Ultra-light "Spinergy LXL"	(black hub and rim, 18 white spokes)
	26" Progeo - Standard!	(colour: black)
	26" Ultra-light "Spinergy LX"	(silver hub, black rim and 18 spokes)